

Abstract of Votes Cast at an Election Held in Dakota County, Nebraska,

On the 11th day of May, 2000, as canvassed by Theodore A. Piepho, County Clerk of said County, assisted by Mary Wolf,

Shirley Sides and Marcia Stinger, disinterested freeholders of said County, chosen by the County Clerk to canvass

the Primary Election held on the 9th day of May, 2000.

Done at Dakota City, in said County, on the 11th day of May A.D. 2000.

**DAKOTA COUNTY, NEBRASKA
PRIMARY ELECTION MAY 9, 2000**

OFFICE/CANDIDATE		ABSENT	Ward 1	Ward 2	Ward 3A	Ward 3B	Ward 4A	Ward 4B	Cov. Island	Dakota North	Dakota Rural	Dakota South	Emerson	Hubbard	Omadi	St. Johns.	Sub-Total	CANVASS	Fail Safe Ballots	Total Votes
PRESIDENTIAL TICKET																				
FOR PRESIDENT OF UNITED STATES																				
REPUBLICAN																				
George W. Bush	75.39%	14	33	32	20	34	109	71	56	35	55	32	57	26	99	41	714	1	5	720
John McCain	13.30%	2	1	6	9	9	14	14	8	8	9	5	7	7	24	4	127	0	0	127
Alan Keyes	8.17%	3	4	3	2	2	12	11	3	6	9	2	2	2	9	8	78	0	0	78
Republican President Write-Ins		0	0	0	1	0	0	1	0	0	0	0	0	0	0	0	2	0	0	2
DEMOCRAT																				
Al Gore	67.76%	5	36	35	29	29	51	41	36	15	6	32	22	49	40	40	466	1	8	475
Bill Bradley	21.83%	2	14	16	2	6	16	17	14	4	3	7	11	9	15	17	153	0	0	153
Lyndon H. LaRouche, Jr.	2.28%	0	5	0	1	0	2	2	2	1	1	0	0	0	1	1	16	0	0	16
Democratic President Write-Ins		0	2	0	0	1	0	0	0	0	1	0	1	0	0	2	7	0	0	7
LIBERTARIAN																				
Harry Browne		0	0	0	0	0	0	0	0	0	0	0	0	0	0	0	0	0	0	0
Libertarian President Write-ins		0	0	0	0	0	0	0	0	0	0	0	0	0	0	0	0	0	0	0
NATURAL LAW																				
John Hagelin		0	0	0	0	0	0	0	0	0	0	0	0	0	0	0	0	0	0	0
Natural Law President Write-Ins		0	0	0	0	0	0	0	0	0	0	0	0	0	0	0	0	0	0	0
SENATORIAL TICKET																				
FOR UNITED STATES SENATOR																				
REPUBLICAN POLITICAL VOTES																				
Don Stenberg	37.80%	8	17	16	11	11	59	46	22	12	31	17	23	13	45	27	358	1	2	361
Scott Moore	25.34%	9	8	13	8	17	45	18	26	17	11	8	16	6	31	7	240	0	2	242
George Grogan	11.10%	1	6	5	4	5	12	10	11	5	11	6	7	4	17	1	105	0	1	106
David Hergert	8.80%	1	1	3	4	4	12	8	4	7	8	5	7	4	8	8	84	0	0	84
John DeCamp	8.17%	1	5	2	5	6	2	8	3	2	7	2	7	8	11	9	78	0	0	78
Elliott Rustad	0.84%	0	0	0	0	2	1	1	0	1	1	0	1	0	1	0	8	0	0	8
Republican Senate Write-Ins		0	0	0	0	0	0	0	0	0	0	0	0	0	0	0	0	0	0	0
DEMOCRATIC POLITICAL VOTES																				
Ben Nelson	86.59%	8	54	47	27	38	63	55	48	16	12	36	30	56	52	56	598	1	8	607
Al Hamburg	9.56%	1	5	7	4	0	5	5	7	2	2	5	3	5	8	8	67	0	0	67
Democratic Senate Write-Ins		0	0	1	0	0	0	0	0	0	0	0	0	0	0	0	1	0	0	1
LIBERTARIAN PARTY POLITICAL VOTES																				
Libertarian Senate Write-Ins		0	0	0	0	0	0	0	0	0	0	0	0	0	0	0	0	0	0	0
NATURAL LAW PARTY POLITICAL VOTES																				
Natural Law Party Senate Write-Ins		0	0	0	0	0	0	0	0	0	0	0	0	0	0	0	0	0	0	0
FOR UNITED STATES SENATOR																				
INDEPENDENT REPUBLICAN VOTES																				
Don Stenberg		0	0	0	0	0	0	0	2	0	0	0	0	0	0	1	3	0	0	3
Scott Moore		0	0	1	0	0	0	0	0	0	0	2	0	0	0	0	3	0	0	3
George Grogan		0	1	0	0	0	0	0	1	0	0	0	0	0	0	0	2	0	0	2
David Hergert		0	0	1	0	0	0	0	0	0	0	0	0	0	0	0	1	0	0	1
John DeCamp		0	0	0	0	0	0	0	1	0	0	0	0	0	0	0	1	0	0	1
Elliott Rustad		0	0	0	0	0	0	0	0	0	0	0	0	0	0	0	0	0	0	0
Ind. Republican Senate Write-Ins		0	0	0	0	0	0	0	0	0	0	0	0	0	0	0	0	0	0	0
INDEPENDENT DEMOCRATIC VOTES																				
Ben Nelson		0	1	4	0	0	0	2	0	0	1	0	0	0	0	1	9	0	0	9
Al Hamburg		0	0	0	0	0	0	1	0	0	0	0	0	0	0	0	1	0	0	1
Ind. Democratic Senate Write-Ins		0	0	0	0	0	0	0	0	0	0	0	0	0	1	0	1	0	0	1
INDEPENDENT LIBERTARIAN VOTES																				
Ind. Libertarian Senate Write-Ins		0	0	0	0	0	0	0	0	0	0	0	0	0	0	0	0	0	0	0
INDEPENDENT NATURAL LAW PARTY VOTES																				
Ind. Natural Law Party Senate Write-Ins		0	0	0	0	0	0	0	0	0	0	0	0	0	0	0	0	0	0	0
FOR UNITED STATES SENATOR																				
COMBINED REPUBLICAN VOTES AND INDEPENDENT REPUBLICAN VOTES																				
ON NEXT PAGE																				

ALL WRITE-IN VOTES RECORDED ARE SCATTERED UNLESS OTHERWISE NOTED

OFFICE/CANDIDATE	ABSENT	Ward 1	Ward 2	Ward 3A	Ward 3B	Ward 4A	Ward 4B	Cov. Island	Dakota North	Dakota Rural	Dakota South	Emerson	Hubbard	Omadi	St. Johns.	Sub-Total	CANVASS	Fail Safe Ballots	Total Votes	
FOR UNITED STATES SENATOR																				
COMBINED REPUBLICAN VOTES AND INDEPENDENT REPUBLICAN VOTES																				
Don Stenberg	8	17	16	11	11	59	46	24	12	31	17	23	13	45	28	361	1	2	364	
Scott Moore	9	8	14	8	17	45	18	26	17	11	10	16	6	31	7	243	0	2	245	
George Grogan	1	7	5	4	5	12	10	12	5	11	6	7	4	17	1	107	0	1	108	
David Hergert	1	1	4	4	4	12	8	4	7	8	5	7	4	8	8	85	0	0	85	
John DeCamp	1	5	2	5	6	2	8	4	2	7	2	7	8	11	9	79	0	0	79	
Elliott Rustad	0	0	0	0	2	1	1	0	1	1	0	1	0	1	0	8	0	0	8	
Combined Rep. Senate Write-Ins	0	0	0	0	0	0	0	0	0	0	0	0	0	0	0	0	0	0	0	
COMBINED DEMOCRATIC VOTES AND INDEPENDENT DEMOCRATIC VOTES																				
Ben Nelson	8	55	51	27	38	63	55	50	16	12	37	30	56	52	57	607	1	8	616	
Al Hamburg	1	5	7	4	0	5	5	8	2	2	5	3	5	8	8	68	0	0	68	
Combined Dem. Senate Write-Ins	0	0	1	0	0	0	0	0	0	0	0	0	0	1	0	2	0	0	2	
COMBINED LIBERTARIAN VOTES AND INDEPENDENT LIBERTARIAN VOTES																				
Combined Libertarian Senate Write-Ins	0	0	0	0	0	0	0	0	0	0	0	0	0	0	0	0	0	0	0	
COMBINED NATURAL LAW PARTY VOTES AND INDEPENDENT NATURAL LAW VOTES																				
Combined Natural Law Senate Write-In	0	0	0	0	0	0	0	0	0	0	0	0	0	0	0	0	0	0	0	
CONGRESSIONAL TICKET																				
FOR U.S. HOUSE OF REPRESENTATIVES																				
District One																				
REPUBLICAN POLITICAL BALLOTS																				
Doug Bereuter	89%	17	34	39	30	44	125	87	61	45	66	37	63	30	119	48	845	1	5	851
Republican Congressional Write Ins		2	1	0	0	0	1	0	1	0	2	0	0	0	0	7	0	0	7	
DEMOCRAT POLITICAL BALLOTS																				
Alan Jacobsen	78%	7	50	49	27	31	57	49	47	15	10	33	29	47	45	46	542	0	8	550
Democratic Congressional Write Ins		0	0	1	0	0	0	0	1	0	0	0	0	0	0	2	0	0	2	
LIBERTARIAN PARTY POLITICAL BALLOTS																				
David Oenbring	0%	0	0	0	0	0	0	0	0	0	0	0	0	0	0	0	0	0	0	
Libertarian Congressional Write Ins		0	0	0	0	0	0	0	0	0	0	0	0	0	0	0	0	0	0	
NATURAL LAW PARTY POLITICAL BALLOTS																				
Natural Law Congressional Write Ins		0	0	0	0	0	0	0	0	0	0	0	0	0	0	0	0	0	0	
FOR U.S. HOUSE OF REPRESENTATIVES																				
District One																				
INDEPENDENT REPUBLICAN BALLOTS																				
Doug Bereuter		0	1	2	0	0	0	4	0	0	2	0	0	0	1	10	0	0	10	
Ind. Republican Congress Write Ins		0	0	0	0	0	0	0	0	0	0	0	0	0	0	0	0	0	0	
INDEPENDENT DEMOCRATIC BALLOTS																				
Alan Jacobsen		0	1	3	0	0	0	1	0	0	1	0	0	0	1	7	0	0	7	
Ind. Democrat Congress Write Ins		0	0	0	0	0	0	0	0	0	0	0	0	1	0	1	0	0	1	
INDEPENDENT LIBERTARIAN PARTY BALLOTS																				
David Oenbring		0	0	0	0	0	0	0	0	0	0	0	0	0	0	0	0	0	0	
Ind. Libertarian Congress Write Ins		0	0	0	0	0	0	0	0	0	0	0	0	0	0	0	0	0	0	
INDEPENDENT NATURAL LAW PARTY BALLOTS																				
Ind. Natural Law Congress Write Ins		0	0	0	0	0	0	0	0	0	0	0	0	0	0	0	0	0	0	
FOR U.S. HOUSE OF REPRESENTATIVES																				
District One																				
COMBINED REPUBLICAN VOTES AND INDEPENDENT REPUBLICAN VOTES																				
Doug Bereuter		17	35	41	30	44	125	87	65	45	66	39	63	30	119	49	855	1	5	861
Combined Rep. Congress Write Ins		2	1	0	0	0	1	0	1	0	2	0	0	0	0	7	0	0	7	
COMBINED DEMOCRATIC VOTES AND INDEPENDENT DEMOCRATIC VOTES																				
Alan Jacobsen		7	51	52	27	31	57	49	48	15	10	34	29	47	45	47	549	0	8	557
Combined Dem. Congress Write Ins		0	0	1	0	0	0	0	1	0	0	0	0	1	0	3	0	0	3	
COMBINED LIBERTARIAN VOTES AND INDEPENDENT LIBERTARIAN VOTES																				
Combined Lib. Congress Write Ins		0	0	0	0	0	0	0	0	0	0	0	0	0	0	0	0	0	0	
COMBINED LIBERTARIAN VOTES AND INDEPENDENT LIBERTARIAN VOTES																				
Combined N. I. Congress Write Ins		0	0	0	0	0	0	0	0	0	0	0	0	0	0	0	0	0	0	
FOR DELEGATES TO THE																				
NATIONAL CONVENTION First District																				
REPUBLICAN																				
Mike Johanns	49%	14	19	17	10	16	76	52	44	28	54	20	25	15	52	20	462	1	3	466
Doug Bereuter	43%	14	30	17	16	19	57	28	29	16	31	20	26	15	63	21	402	1	3	406
Charles Thone	35%	7	12	10	7	13	45	23	28	19	25	16	35	22	47	19	328	1	2	331
Tim O'Dell	11%	0	6	4	2	7	35	30	3	2	6	1	0	1	4	3	104	0	1	105
Lowell C. Johnson	10%	2	0	5	1	7	30	15	23	0	1	1	7	2	4	2	100	0	0	100
Peggy Stahr	9%	0	6	4	1	6	4	6	4	3	5	5	5	3	9	22	83	0	1	84
Dave Maurstad	6%	1	0	2	5	5	10	7	4	7	3	3	3	1	5	3	59	0	1	60
Duane W. Acklie	6%	1	0	2	1	1	8	11	0	3	2	1	0	2	22	6	60	0	0	60
DELEGATES TO NATIONAL CONVENTION CONTINUED ON NEXT PAGE																				

BLUE BORDER
 100% LINEN LEDGER

OFFICE/CANDIDATE		ABSENT	Ward 1	Ward 2	Ward 3A	Ward 3B	Ward 4A	Ward 4B	Cov. Island	Dakota North	Dakota Rural	Dakota South	Emerson	Hubbard	Omaha	St. Johns.	Sub-Total	CANVASS	Fail Safe Ballots	Total Votes
FOR COUNTY COMMISSIONER																				
REPUBLICAN																				
Lyle Todd	58.74%	17	20	27	22	30	83	58	47	27	48	21	38	19	74	26	557	1	3	561
Hank Hurley	50.37%	5	12	23	16	24	47	55	34	19	39	24	32	23	87	37	477	1	3	481
Murray Larson	49.74%	12	14	19	17	27	66	51	29	37	45	21	35	18	57	21	469	1	5	475
Gordon Krogh	46.70%	10	18	22	15	26	88	41	28	19	35	12	43	15	46	27	445	0	1	446
Arlyn D. Wilson	25.97%	2	14	17	16	17	30	30	17	13	18	8	15	9	31	10	247	0	1	248
Rep. Co. Commissioner Write Ins		0	3	3	0	0	0	3	1	1	1	2	1	0	1	1	17	0	0	17
DEMOCRAT																				
Bill Engel	66.33%	5	43	35	17	27	46	37	43	10	10	29	30	39	41	49	461	1	3	465
Jackie Hartnett	56.78%	5	33	32	16	20	44	39	31	16	6	17	23	44	32	33	391	1	6	398
Marjorie Meinen	54.07%	6	38	35	14	18	39	43	29	9	11	18	17	23	44	30	374	1	4	379
Jay Sorensen	49.79%	6	26	33	15	17	32	25	38	12	10	16	18	44	31	21	344	0	5	349
Dem. Co. Commissioner Write Ins		0	0	0	4	3	0	0	2	0	0	3	0	1	1	1	15	0	0	15
LIBERTARIAN																				
Betty O'Neill (Write Ins)	100%	0	0	0	0	2	0	0	0	0	0	0	0	0	0	0	2	0	0	2
NON-PARTISAN TICKET																				
FOR MEMBER OF THE LEGISLATURE																				
District Seventeen																				
L. Patrick Engel	84.37%	26	86	89	61	85	172	132	120	64	81	70	89	90	174	104	1443	1	13	1457
Legislature Write Ins		2	1	1	1	1	4	4	1	3	1	0	1	0	3	1	24	0	0	24
FOR MEMBER OF BOARD OF GOVERNORS NORTHEAST COMMUNITY COLLEGE																				
District Three																				
Betty J. Curry	75.97%	24	79	86	55	80	161	121	106	59	72	69	80	76	141	89	1298	1	13	1312
NE Comm. College 3rd Dist. Write Ins		0	0	0	0	1	0	1	1	0	0	1	0	0	2	0	6	0	0	6
FOR MEMBER OF BOARD OF GOVERNORS NORTHEAST COMMUNITY COLLEGE																				
At Large																				
J. Paul McIntosh	71.97%	21	77	83	51	73	153	117	101	55	68	66	75	70	137	83	1230	0	13	1243
NE Comm. College At Large Write Ins		0	0	0	0	0	0	0	0	0	0	1	0	0	2	0	3	0	0	3
FOR MEMBER OF THE BOARD OF REGENTS OF THE UNIVERSITY OF NEBRASKA																				
District Three																				
Chuck Hassebrook	52.58%	18	50	62	40	46	110	78	77	35	53	43	73	52	115	49	901	1	6	908
Jeff Johnson	26.93%	6	32	23	15	30	63	52	35	23	21	25	17	25	42	51	460	1	4	465
Board of Regents 3rd Dist. Write Ins		0	0	0	0	0	1	0	1	0	0	1	0	0	1	0	4	0	0	4
FOR MEMBER OF THE STATE BOARD OF EDUCATION																				
District Three																				
Beverly Petersen	72.90%	24	76	83	54	73	162	114	105	52	69	68	75	66	136	88	1245	1	13	1259
State Board of Ed. Write Ins		0	2	1	0	1	0	2	0	0	0	1	0	0	2	0	9	0	0	9
FOR DIRECTOR NEBRASKA PUBLIC POWER DISTRICT																				
Subdivision 11																				
Wayne E. Boyd	Did not appear on Ballot - Automatically Nominated																			
FOR DIRECTOR LOWER ELKHORN NATURAL RESOURCES DISTRICT																				
Sub-District 5																				
Merlin L. Frevert	Did not appear on Ballot - Automatically Nominated																			
FOR DIRECTOR PAPIO-MISSOURI RIVER NATURAL RESOURCES DISTRICT																				
Sub-District 1																				
Richard P. Connealy	Did not appear on Ballot - Automatically Nominated																			
SPECIAL ELECTION PROPOSED CONSTITUTIONAL AMENDMENT																				
PROPOSED AMENDMENT NO. 1																				
For	15.81%	4	15	11	8	9	36	49	14	18	19	15	14	21	21	19	273	1	2	276
Against	74.46%	26	80	81	53	75	167	107	109	50	65	66	86	67	162	92	1286	1	11	1298
SCHOOL TICKET																				
HOMER COMMUNITY SCHOOL DISTRICT NO. 31R																				
FOR MEMBER OF BOARD OF EDUCATION																				
Michael Storm		4							5		32			4	113		158	0	1	159
Stan Coppel		3							2		34			6	105		150	0	0	150
Nancy Kirkholm		1							2		22			0	93		118	0	1	119
Kyle Krumwiede		0							1		25			2	65		93	0	0	93
Steven L. Eriksen		2							1		11			2	62		78	0	0	78
Bob Malcom		0							1		20			1	49		71	0	0	71
Kevin M. Schwartz		0							0		5			0	40		45	0	3	48
Paula Olerich		0							0		11			2	31		44	0	0	44
Machelle L. Anderson		2							1		1			0	13		17	0	0	17
Homer School Board Write Ins		0							0		2			0	5		7	0	0	7

BLUE BORDER
 100% LINEN LEDGER

DIXON COUNTY CLERK

P.O. BOX 546
PONCA, NEBRASKA 68770

May 15, 2000

Theodore Piepho
Dakota County Clerk
PO Box 39
Dakota City, NE 68731

Dear Theodore:

I hereby certify the election results at the Primary Election on
May 9, 2000 to be the following:

Emerson-Hubbard Community School District #561
Board of Education

Larry T. Thieman	83
Carla J. Boeshart	63
Mike Renning	63
Colette Denker	26
Kathy M. Warren	23
Dennis W. Victor	22
Connie Manning	22
Dennis Rohde-Write In Votes	3

Witness my hand and seal this 15th day of May, 2000.



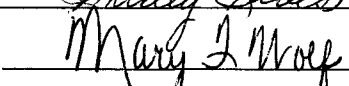


Diane Mohr, Dixon County Clerk



Blue Border
100% LINEN LEDGER

OFFICE/CANDIDATE	ABSENT	Ward 1	Dixon County	Thurston Co.	Dakota Rural	Dakota South	Emerson	Hubbard	Omaha	St. Johns.	Sub-Total	CANVASS	Fall Safe Ballots	Total Votes		
EMERSON-HUBBARD COMMUNITY SCHOOL DISTRICT 561																
FOR MEMBER OF BOARD OF EDUCATION																
Larry T. Thieman	1		83	32			2	82	46	0	246			246		
Mike Renning	0		63	28			1	70	24	3	189			189		
Carla J. Boeshart	0		63	25			0	46	46	2	182			182		
Colette Denker	0		26	6			0	25	49	0	106			106		
Dennis W. Victor	0		22	26			2	41	24	2	117			117		
Kathy M. Warren	1		23	8			1	23	31	0	87			87		
Connie Manning	0		22	6			0	10	15	0	53			53		
Dennis Rohde (Write Ins)	0		3				0	5	1	0	9			9		
SOUTH SIOUX CITY COMMUNITY SCHOOL DISTRICT 011																
FOR MEMBER OF BOARD OF EDUCATION																
Jane Rapp																
Rick Robinette																
Tom Gesell																
Did not appear on Ballot - Automatically Nominated																
PONCA COMMUNITY SCHOOL DISTRICT 001																
FOR MEMBER OF BOARD OF EDUCATION																
Philip J. Lowe																
Robert Curry																
Doug Rickett																
Philip Krampfer																
Don O. Mohr III																
Did not appear on Ballot - Automatically Nominated																
ALLEN COMMUNITY SCHOOL DISTRICT 070																
FOR MEMBER OF BOARD OF EDUCATION																
Monte L. Roeber																
Aldon Klaassen																
Deborah L. Hingst																
Jerald E. Stewart Jr.																
Kent Sachau																
Did not appear on Ballot - Automatically Nominated																
MUNICIPAL TICKET																
CITY OF DAKOTA CITY																
FOR MAYOR																
Chuck Carson																
Did not appear on Ballot - Automatically Nominated																
FOR COUNCIL MEMBER																
James Cahill																
Linda J. Schovanec																
Donald A. Larson																
Did not appear on Ballot - Automatically Nominated																
CITY OF SOUTH SIOUX CITY																
FOR COUNCIL MEMBER																
Merrill G. Hale																
Al Bengtson <i>Bengtson</i>																
Maxine I. Koskovich																
Jason Bowman																
Russ Gifford																
Bob J. Giese																
Antonio Tony Gomez																
Did not appear on Ballot - Automatically Nominated																
ELECTION DEMOGRAPHICS																
Registered Republicans	212	360	143	183	592	427	380	159	184	190	167	83	377	143	3600	3600
Registered Democrats	437	512	231	245	437	366	428	147	128	210	106	168	227	239	3881	3881
Registered Libertarians	1	1	1	2	1	0	2	0	0	0	0	0	1	0	9	9
Registered Natural Law								1							1	1
Registered Nonpartisan	154	205	110	95	187	158	236	59	46	92	42	40	115	83	1622	1622
TOTAL REGISTERED	804	1078	485	525	1217	951	1046	366	358	492	315	291	720	465	9113	9113
ELECTION STATISTICS																
Democrats Actual Voted	14	60	55	34	41	75	62	57	19	14	42	35	63	64	701	701
Republicans Actual Voted	22	38	42	32	47	138	98	69	52	73	39	70	35	147	955	955
Libertarians Actual Voted				2											2	2
Non-Partisan Actual Voted	1	7	8	4	4	9	2	2	3	3	3	7	3	12	71	71
Total Voted	37	105	105	70	94	222	162	128	74	90	84	112	101	223	1729	1729
% Democratic vote by precinct / overall	14%	11%	15%	17%	17%	17%	13%	13%	11%	20%	33%	38%	28%	28%	18%	18%
% Republican vote by precinct / overall	18%	12%	22%	26%	23%	23%	18%	33%	40%	21%	42%	42%	39%	37%	27%	27%
% Non-Partisan vote by precinct / overall	5%	4%	4%	4%	5%	1%	1%	5%	7%	3%	17%	8%	10%	4%	4%	4%

I, Theodore A. Piepho, County Clerk in and for the County of Dakota, State of Nebraska, and we, the undersigned, Shirley Sides, Mary Wolf and Marcia Stinger, disinterested electors of Dakota County, Nebraska, and chosen by the County Clerk, acting as a Board of Canvassers, do hereby certify the above and forgoing is a correct abstract of votes cast at the Primary Election, May 9, 2000, which were prepared from the returns of the voting precincts in Dakota County, Nebraska.

ATTEST:    

**ABSTRACT OF VOTES CAST AT AN ELECTION HELD IN DAKOTA COUNTY, NEBRASKA,
ON THE 9TH DAY OF NOVEMBER, 2000, AS CANVASSED BY THEODORE A. PIEPHO, COUNTY CLERK OF SAID COUNTY,
ASSISTED BY MARY WOLF, SHIRLEY SIDES MARCIA STINGER, RETHA CURRY AND BRENDA DICKEY,
DISINTERESTED FREEHOLDERS OF SAID COUNTY, CHOSEN BY THE COUNTY CLERK
TO CANVASS THE GENERAL ELECTION HELD ON THE 7TH DAY OF NOVEMBER, 2000.
DONE AT DAKOTA CITY, IN SAID COUNTY, ON THE 11TH DAY OF MAY A.D. 2000. 9th Nov.**

DAKOTA COUNTY, NEBRASKA 9th
GENERAL ELECTION NOVEMBER 7, 2000

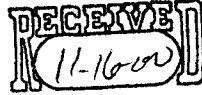
OFFICE/CANDIDATE		ABSENT	Ward 1	Ward 2	Ward 3A	Ward 3B	Ward 4A	Ward 4B	Cov. Island	Dakota North	Dakota Rural	Dakota South	Emerson	Hubbard	Omaha	St. Johns	Sub-Total	CANVASS	Ballot Safe	Total Votes
FOR PRESIDENT OF UNITED STATES																				
BUSH/CHENEY	51.5%	292	148	228	86	153	455	363	302	105	151	122	143	80	259	161	3048	15	56	3119
GORE/LIEBERMAN	44.5%	285	241	281	137	148	312	205	222	96	76	160	55	113	169	123	2623	13	59	2695
BROWNE/OLIVIER	0.1%	0	1	2	0	0	0	0	1	1	1	1	0	0	1	1	9	0	0	9
HAGELIN/GOLDBERGER	0.0%	0	0	0	0	0	0	0	0	0	0	0	0	0	0	0	0	0	0	0
NADER/LA DUKE	2.3%	18	11	9	7	6	15	12	23	6	2	7	3	4	12	3	138	1	2	141
BUCHANAN/FOSTER	1.4%	3	5	7	2	4	3	7	11	3	6	10	1	1	15	6	84	0	3	87
PHILLIPS/FRAZIER	0.2%	0	0	0	0	1	4	0	3	0	0	1	0	0	1	0	10	0	0	10
FOR UNITED STATES SENATOR																				
Don Stenberg	34.9%	194	114	146	57	104	311	237	205	74	98	95	89	52	171	112	2059	11	36	2106
Ben Nelson	65.1%	396	295	383	179	207	475	347	352	137	138	205	107	144	280	186	3831	17	82	3930
Senate Write-Ins	0.0%	1	0	1	0	0	0	0	0	0	0	0	0	0	1	0	3	0	0	3
FOR U.S. HOUSE OF REPRESENTATIVES																				
District One																				
Doug Bereuter	60.6%	335	189	276	106	184	525	390	336	123	174	166	145	97	302	172	3520	18	58	3596
Alan Jacobsen	37.1%	230	196	237	115	115	245	172	196	74	56	116	53	93	126	114	2138	8	54	2200
David Oenbring	2.2%	11	16	10	7	5	7	9	14	10	3	12	2	3	14	4	127	0	3	130
Congress Write Ins	0.1%	1	1	0	0	0	1	0	2	0	0	0	0	0	0	0	5	0	0	5
FOR PUBLIC SERVICE COMMISSIONER																				
Lowell Johnson	47.9%	248	124	194	77	134	394	323	257	92	128	128	116	66	206	107	2594	12	39	2645
Rich Hurley	52.0%	294	265	294	144	153	324	218	265	103	82	154	59	110	171	154	2790	11	71	2872
Pub. Service Write Ins	0.1%	0	1	1	0	0	2	0	0	0	0	1	0	0	2	0	7	0	0	7
FOR COUNTY COMMISSIONER																				
(Vote For THREE)																				
Lyle Todd	15.3%	231	141	209	93	146	395	250	261	81	108	102	89	56	142	103	2407	8	37	2452
Hank Hurley	14.8%	202	103	141	67	95	324	247	233	83	112	120	84	91	207	218	2327	11	38	2376
Murray Larson	10.6%	150	72	138	43	85	240	185	155	73	103	106	66	41	148	56	1661	8	29	1698
Bill Engel	19.4%	324	283	318	139	170	344	244	299	97	107	146	77	103	221	155	3027	19	70	3116
Jackie Hartnett	17.3%	287	214	258	111	140	356	240	243	97	108	128	110	114	198	113	2717	5	50	2772
Marjorie Meinen	14.5%	274	175	212	91	121	304	267	197	73	91	120	59	61	134	95	2274	13	42	2329
Betty O'Neill	7.9%	129	99	111	58	75	145	131	122	47	30	61	48	31	96	56	1239	4	30	1273
Commissioner Write Ins.	0.2%	3	1	3	0	0	0	2	2	4	1	4	0	1	0	2	23	0	2	25
NEBRASKA WORKERS' COMPENSATION COURT																				
Shall Judge J. Michael Fitzgerald be retained in office?																				
YES	81.4%	383	295	380	177	232	576	410	400	152	155	217	125	134	289	185	4110	18	87	4215
NO	18.6%	100	70	83	36	43	99	97	87	38	43	53	32	30	73	56	940	3	21	964
FOR MEMBER OF THE LEGISLATURE																				
District Seventeen																				
L. Patrick Engel	99.0%	519	363	460	206	272	673	509	499	185	207	263	158	173	377	261	5125	24	104	5253
Legislature Write Ins	1.0%	8	2	2	5	2	6	5	3	4	0	5	0	1	5	2	50	0	1	51
FOR MEMBER OF THE STATE BOARD OF EDUCATION																				
District Three																				
Beverly Petersen	99.5%	466	339	430	190	255	637	481	472	178	188	258	144	148	345	228	4759	23	100	4882
Write ins	0.5%	4	1	3	3	2	2	3	1	2	0	0	0	1	1	1	24	0	2	26
FOR MEMBER OF THE BOARD OF REGENTS OF THE UNIVERSITY OF NEBRASKA																				
District Three																				
Chuck Hassebrook	63.6%	290	226	302	133	190	422	342	299	118	114	181	102	109	268	145	3241	12	69	3322
Jeff Johnson	36.2%	172	137	147	73	83	267	183	190	74	91	82	62	61	117	114	1853	7	32	1892
Bd of Regent Write Ins	0.2%	1	1	2	1	0	1	0	0	0	1	1	1	0	0	0	9	0	1	10
FOR DIRECTOR NEBRASKA PUBLIC POWER DISTRICT																				
Subdivision Eleven																				
Wayne E. Boyd	100.0%	504	352	447	203	260	676	516	500	186	205	262	155	157	380	244	5047	22	100	5169
FOR DIRECTOR NORTHEAST NEBRASKA PUBLIC POWER DISTRICT																				
Subdivision Two																				
(Vote For TWO)																				
Donald R. Larsen	42.3%	22											157		74	109	362	1	4	367
Thomas M. Gustafson	32.4%	30											108		53	84	275	1	5	281
Sheila R. Puls	25.3%	19											89		38	73	219	0	1	220
FOR MEMBER OF BOARD OF GOVERNORS NORTHEAST COMMUNITY COLLEGE																				
District Three																				
Betty J. Curry	99.6%	456	338	408	190	250	638	480	473	168	191	247	143	144	337	227	4690	20	95	4805
NE Coll 3rd Dist. Write Ins	0.4%	3	2	2	1	1	1	3	0	3	1	0	1	2	0	0	20	0	1	21
FOR MEMBER OF BOARD OF GOVERNORS NORTHEAST COMMUNITY COLLEGE																				
At Large																				
J. Paul McIntosh	99.6%	441	328	408	184	247	611	463	459	166	187	244	135	137	327	218	4555	20	92	4667
NE Coll AL Write Ins	0.4%	1	2	2	1	1	2	2	1	2	1	1	1	2	0	1	20	0	1	21
FOR DIRECTOR LOWER ELKHORN NATURAL RESOURCES DISTRICT																				
Sub-District 5																				
Merlin L. Frevert	100.00%	0											62				62	0	0	62
FOR DIRECTOR PAPIO-MISSOURI RIVER NATURAL RESOURCES DISTRICT																				
Sub-District 1																				
Richard P. Connealy	100.00%	442	325	417	184	245	609	473	468	175	195	248	76	156	333	218	4564	21	95	4680

CONTINUED ON NEXT PAGE

BLUE BORDER
100% LINEN LEDGER

Thurston County Clerk

Patricia Higgins, County Clerk
P.O. Box G
Pender, Nebraska 68047
Phone: 402-385-2343



November 14, 2000

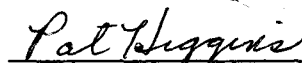
Ted Piepho
Dakota County Clerk
PO Box 39
Dakota City, Ne. 68731

Dear Ted:

I hereby certify election results for the General Election held on November 7, 2000 for Thurston County to be as follows:

Educational Service Unit No. 1 - Dakota County	
Rose M. Brewer	4
Homer School #31R	
Stan Copple	2
Kyle Krumwiede	4
Nancy Kirkholm	1
Bob Malcom	1
Michael Storm	1
Steven L. Eriksen	3
Emerson-Hubbard #561	
Larry T. Thieman	113
Colette Denker	23
Carla Boeshart	69
Kathy M. Warren	33
Mike Renning	64
Dennis W. Victor	54

Witness my hand and seal this 14th day of November, 2000.




Pat Higgins, Thurston County Clerk



DIXON COUNTY CLERK

P.O. BOX 546
PONCA, NEBRASKA 68770

November 9, 2000



Page 449

Theodore Piepho
Dakota County Clerk
PO Box 39
Dakota City, NE 68731

Dear Ted:

I hereby certify election results at the General Election for Dixon County to be the following:

Board of Education School District #561 (Emerson)

Larry T. Thieman	-----	190
Carla J. Boeshart	-----	147
Mike Renning	-----	115
Colette Denker	-----	57
Kathy M. Warren	-----	62
Dennis W. Victor	-----	82
Scatterings	-----	2

Witness my hand and seal this 9th day of November, 2000.

Diane Mohr

Diane Mohr, Dixon County Clerk



Blue Border
100% LINEN LEDGER

OFFICE/CANDIDATE		ABSENT	Ward 1	Ward 2	Ward 3A	Ward 3B	Ward 4A	Ward 4B	Cov. Island	Dakota North	Dakota Rural	Dakota South	Emerson	Hubbard	Omadi	St. Johns	Sub-Total	CANVASS	Fail Safe Ballots	Total Votes
PROPOSED AMENDMENT NO. 1																				
FOR	50.80%	270	167	252	94	136	398	328	262	110	105	145	94	79	185	135	2760	10	48	2818
AGAINST	49.20%	260	214	226	117	147	334	224	259	95	118	134	81	97	207	142	2655	16	58	2729
PROPOSED AMENDMENT NO. 2																				
FOR	43.56%	219	164	223	102	119	302	259	207	80	94	143	65	72	139	108	2296	9	54	2359
AGAINST	56.44%	293	204	245	109	165	407	283	310	117	121	133	100	100	237	159	2983	19	54	3056
PROPOSED AMENDMENT NO. 3A																				
FOR	43.69%	207	165	223	103	120	296	232	202	84	94	131	73	72	161	105	2268	9	50	2327
AGAINST	56.31%	293	203	239	106	156	400	298	303	111	117	140	96	98	201	165	2926	17	56	2999
PROPOSED AMENDMENT NO. 3B																				
FOR	68.55%	354	234	324	151	178	471	350	329	121	139	188	97	102	218	164	3420	20	69	3509
AGAINST	31.45%	131	124	124	55	86	192	166	159	68	64	69	56	62	123	88	1567	7	36	1610
PROPOSED AMENDMENT NO. 3C																				
FOR	36.91%	175	142	190	78	109	234	196	167	77	67	112	53	65	127	75	1867	9	50	1926
AGAINST	63.09%	318	222	268	128	163	449	323	324	115	142	152	109	100	227	180	3220	17	55	3292
PROPOSED AMENDMENT NO. 4																				
FOR	55.26%	257	178	245	124	143	388	319	272	107	113	155	81	84	186	124	2776	16	61	2853
AGAINST	44.74%	216	187	194	79	127	293	202	221	87	92	105	81	83	162	129	2258	12	40	2310
PROPOSED AMENDMENT NO. 5																				
FOR	77.84%	384	267	335	158	214	544	416	383	154	166	194	127	129	269	195	3935	22	72	4029
AGAINST	22.16%	103	94	107	45	58	134	111	111	37	39	64	30	40	79	58	1110	5	32	1147
INITIATIVE MEASURE NUMBER 415																				
FOR	62.18%	330	227	285	148	184	429	348	311	122	137	182	113	115	220	158	3309	12	58	3379
AGAINST	37.82%	183	158	175	65	97	292	191	198	74	70	90	64	61	162	112	1992	15	48	2055
INITIATIVE MEASURE NUMBER 416																				
For	76.25%	439	279	354	161	222	574	433	426	160	189	189	158	152	322	229	4287	20	70	4377
Against	23.75%	122	110	131	61	73	179	130	109	47	34	96	33	38	97	56	1316	10	37	1363
SCHOOL TICKET																				
SOUTH SIOUX CITY COMMUNITY SCHOOL DISTRICT 011																				
FOR MEMBER OF BOARD OF EDUCATION (Vote For THREE)																				
Jane Rapp	32.50%	340	304	386	172	240	628	465	364	162	62	226					3349	16	72	3437
Rick Robineette	33.32%	347	325	395	181	246	647	463	381	161	70	226					3442	14	68	3524
Tom Gesell	33.23%	350	321	400	171	246	643	481	374	151	67	224					3428	18	69	3515
School Dist. 11 Write Ins	0.95%	8	12	4	3	3	14	18	11	11	1	10					95	4	2	101
EDUCATIONAL SERVICE UNIT NO. ONE																				
DAKOTA COUNTY MEMBER (Vote For ONE)																				
Rose M. Brewer	100.00%	393	312	390	172	227	587	437	460	167	187	234	**4	14	346	103	4029	19	91	4144
													**4 = VOTES FROM THURSTON COUNTY							
HOMER COMMUNITY SCHOOL DISTRICT NO. 31R																				
FOR MEMBER OF BOARD OF EDUCATION (Vote For THREE)																				
Mike Storm		20							18	0	50	1		9	236		334	2	3	338
Stan Copple		23							24	0	78	2		12	212		351	2	5	356
Nancy Kirkholm		29							26	0	93	1		13	259		421	3	5	428
Kyle Krumwiede		16							14	0	62	4		9	167		272	2	5	275
Steven L. Eriksen		21							14	0	37	3		2	156		233	2	2	234
Bob Malcom		20							15	0	73	1		9	191		309	1	3	312
Homer School Board Write Ins		0							0	0	0	0		0	10		10	0	0	10
EDUCATIONAL SERVICE UNIT NO. ONE																				
DIXON COUNTY MEMBER (Vote For ONE)																				
Joy Bock	100.00%	6												1		104	111	0	0	111
EDUCATIONAL SERVICE UNIT NO. ONE																				
THURSTON COUNTY MEMBER (Vote For ONE)																				
Kelly J. Ballinger	100.00%	28								4			131	116		7	286	2	0	288
EMERSON-HUBBARD COMMUNITY SCHOOL DISTRICT 561																				
FOR MEMBER OF BOARD OF EDUCATION (Vote For THREE)																				
Larry T. Thieman	29.87%	34							190	3	113	151	98			4	559	2	0	561
Mike Renning	16.93%	19							115	3	64	108	69			3	362	1	0	318
Carla J. Boeshart	19.54%	21							147	1	69	106	85			7	415	0	0	367
Colette Denker	10.86%	21							57	1	23	53	70			1	205	1	0	204
Dennis W. Victor	11.18%	10							82	2	54	70	43			1	252	2	0	210
Kathy M. Warren	11.13%	16							62	2	33	58	67			4	223	0	0	209
EM - HU Sch. (Write Ins)	0.48%	2							2	0	2	3	2			0	9	0	0	9
PONCA COMMUNITY SCHOOL DISTRICT 001																				
FOR MEMBER OF BOARD OF EDUCATION (Vote For THREE)																				
Phillip J. Lowe	16.62%	3												1		55	59	0	0	59
Robert Curry	14.08%	4												0		46	50	0	0	50
Doug Rickett	21.69%	5												1		70	76	1	0	77
Philip Krampfer	33.52%	9												1		108	118	1	0	119
Don O. Mohr III	14.08%	3												0		46	49	1	0	50
Ponca Sch Write Ins	0.00%	0												0		0	0	0	0	0
ALLEN COMMUNITY SCHOOL DISTRICT 070																				
FOR MEMBER OF BOARD OF EDUCATION (Vote For THREE)																				
Monte L. Roeber	33.33%															9	9	0	0	9
Aldon Klaassen	0.00%															0	0	0	0	0
Deborah L. Hingst	25.93%															7	7	0	0	7
Jerald E. Stewart Jr.	22.22%															6	6	0	0	6
Kent Sachau	18.52%															5	5	0	0	5
Allen Sch Write Ins	0.00%															0	0	0	0	0

CONTINUED ON NEXT PAGE

BLUE BORDER
100% LINEN LEDGER

OFFICE/CANDIDATE	ABSENT	Ward 1	Ward 2	Ward 3A	Ward 3B	Ward 4A	Ward 4B	Cov. Island	Dakota North	Dakota Rural	Dakota South	Emerson	Hubbard	Omadi	St. Johns.	Sub-Total	CANVASS	Fall Safe Ballots	Total Votes
------------------	--------	--------	--------	---------	---------	---------	---------	-------------	--------------	--------------	--------------	---------	---------	-------	------------	-----------	---------	-------------------	-------------

**MUNICIPAL TICKET
CITY OF DAKOTA CITY**

FOR MAYOR (Vote For ONE)																			
Chuck Carson	96.84%	37							180		262					479	1	11	491
Write Ins for DC Mayor	3.16%	1							8		6					15	0	1	16

FOR COUNCIL MEMBER (Vote For TWO)																			
Jim Cahill	33.68%	20							126		170					316	0	7	323
Linda Schovanec	33.99%	19							115		182					316	2	8	326
Donald Larson	31.60%	25							115		155					295	1	7	303
DC Council Write Ins.	0.73%	0							4		3					7	0	0	7
	0.00%															0	0	0	0
	0.00%															0	0	0	0

OFFICE/CANDIDATE	ABSENT	Ward 1	Ward 2	Ward 3A	Ward 3B	Ward 4A	Ward 4B	Cov. Island	Dakota North	Dakota Rural	Dakota South	Emerson	Hubbard	Omadi	St. Johns.	Sub-Total	CANVASS	Fall Safe Ballots	Total Votes
------------------	--------	--------	--------	---------	---------	---------	---------	-------------	--------------	--------------	--------------	---------	---------	-------	------------	-----------	---------	-------------------	-------------

CITY OF SOUTH SIOUX CITY

FOR COUNCIL MEMBER (Vote For FOUR)																			
Merrill G. Hale	18.28%	204	220	296	131	191	495	367								1904	7	39	1950
Al Bengtson	20.01%	248	224	328	149	215	523	393								2080	12	43	2135
Jason Bowman	20.45%	198	297	361	151	222	521	376								2126	8	48	2182
Maxine I. Koskovich	18.22%	197	248	320	136	185	453	350								1889	11	44	1944
Bob J. Giese	22.54%	265	290	373	168	236	571	435								2338	12	55	2405
SSC Council Write Ins	0.50%	14	3	4	4	2	12	12								51	0	2	53

VILLAGE OF EMERSON

FOR VILLAGE BOARD OF TRUSTEES (Vote For THREE)																			
Harvey Claypool	14.16%	5											41			46	1	0	47
Linda Pasewalk	7.53%	3											22			25	0	0	25
Andy Olson	15.06%	2											47			49	1	0	50
Glenn L. Manning Jr.	4.82%	3											13			16	0	0	16
Dale Alexander Sr.	1.74%	2											16			18	0	0	18
Kathy Pallas Ostrand	17.17%	4											53			57	0	0	57
Dennis Koopman	22.89%	9											66			75	1	0	76
Tarry L. Daum	11.45%	2											36			38	0	0	38
Emerson Village Write Ins	1.51%	2											3			5	0	0	5

VILLAGE OF HOMER

FOR VILLAGE BOARD OF TRUSTEES (Vote For THREE)																			
Eva D. Cain	23.66%	10												136		146	1	3	150
Leon Kent	22.71%	7												132		139	2	3	144
Hal Dowhower	26.97%	12												155		167	1	3	171
Robert T. Black	11.83%	4												68		72	2	1	75
Homer Vill Write Ins	14.83%	12												80		92	1	1	94

VILLAGE OF HUBBARD

FOR VILLAGE BOARD OF TRUSTEES (Vote For THREE)																			
Ronald G. Collins	37.17%	8											61			69	2	0	71
Donald Lee Fuchser	43.46%	10											71			81	2	0	83
Douglas Eriksen	3.66%												7			7	0	0	7
Kem Newton	1.57%												3			3	0	0	3
Rick Nelson	1.05%												2			2	0	0	2
Terry E. Eriksen	1.05%												2			2	0	0	2
Ray Vanlent	1.05%												2			2	0	0	2
Pat Hassler	1.57%	2											1			3	0	0	3
Pat Beacom	1.27%	1											1			2	0	0	2
Andy Lux	1.27%	1											1			2	0	0	2
Scattered single write ins	7.33%	2											12			14	0	0	14
Total Write ins		6											31			37	0	0	37

VILLAGE OF JACKSON

FOR VILLAGE BOARD OF TRUSTEES (Vote For THREE)																			
Thomas H. Lynch	31.60%	7													60	67	0	0	67
Bruce Krueger	28.77%	6													55	61	0	0	61
Dale M. Morrow	25.94%	6													49	55	0	0	55
Total Write ins	13.68%	1													28	29	0	0	29

REGISTERED VOTERS

Registered Republicans		217	371	137	178	600	435	371	158	182	190	172	88	372	147	3618			
Registered Democrats		435	512	228	239	451	360	423	154	121	211	109	172	225	240	3880			
Registered Green Party																			
Registered Libertarians		1	2	3	3	1	0	5	0	0	0	0	0	1	0	16			
Registered Natural Law			1						1							2			
Registered Nonpartisan		136	218	107	95	188	157	228	60	52	98	38	42	114	84	1617			
TOTAL REGISTERED		789	1104	475	515	1240	952	1027	373	355	499	319	302	712	471	9133			

ELECTION STATISTICS

Democrats Actual Voted																0			
Republicans Actual Voted																0			
Libertarians Actual Voted																0			
Non-Partisan Actual Voted																0			
Total Voted		762	413	543	238	318	796	596	568	213	239	307	204	200	462	304	6166		

THREE NEW RESIDENTS BALLOTS INCLUDED IN THE 6166 TOTAL

STATE OF NEBRASKA)
COUNTY OF DAKOTA)
I, Theodore A. Piepho, County Clerk in and for the County of Dakota, State of Nebraska, and we the undersigned; Shirley Sides, Mary Wolf, Brenda Dickey, Marcia Stinger and Retha Curry, disinterested electors of Dakota County, Nebraska, and chosen by the County Clerk, acting as a Board of Canvassers, do hereby certify the above and foregoing is a correct abstract of votes cast at the General Election, November 7, 2000, which were prepared from the returns of the voting precincts in Dakota County, Nebraska.

ATTEST: Theodore A. Piepho Mary Wolf Shirley Sides
Retha Curry Marcia Stinger