

	A	B	C	D	E	F	G	H	I	J	K	L	M	N	O	P	Q	R	S	
1	Abstract of Votes Cast at an Election Held in Dakota County, Nebraska,																			
2	On the 13th day of May, 2004, as canvassed by Theodore A. Piepho, County Clerk of said County, assisted by																			
3	Shirley Sides and Ruth Gillaspie, disinterested freeholders of said County, chosen by the County Clerk to canvass																			
4	the Primary Election held on the 11th day of May, 2004.																			
5	Done at Dakota City, in said County, on the 13th day of May A.D. 2004.																			
6	DAKOTA COUNTY, NEBRASKA																			
7	PRIMARY ELECTION MAY 11, 2004																			
8	OFFICE/CANDIDATE		ABSENT	Ward 1	Ward 2	Ward 3	Ward 4A	Ward 4AA	Ward 4B	Cov. Island	Dakota City	Dakota Rural	Emerson	Hubbard	Omaha	St. Johns.	TOTAL VOTES	CANVASS	Provisional Ballots	
9	PRESIDENTIAL TICKET																			
10	FOR PRESIDENT OF UNITED STATES																			
11	REPUBLICAN																			
12	George W. Bush	97.02%	15	25	52	46	72	51	80	72	60	45	46	31	84	37	716	0	13	
13	Rep. President Write-Ins	2.98%	1	2	0	6	0	0	2	1	1	2	1	1	4	1	22	0	0	
14																				
15	DEMOCRAT																			
16	Howard Dean	5.06%	1	5	2	2	3	2	2	5	5	0	2	3	2	3	37	0	0	
17	John Edwards	11.90%	1	6	1	6	8	4	5	14	6	4	4	3	10	15	87	0	1	
18	John F. Kerry	80.03%	9	70	63	53	31	27	36	59	52	9	12	64	42	58	585	0	9	
19	Dennis J. Kucinich	0.82%		0	2	1	0	0	1	0		0	2	0	0	0	6	0	0	
20	Al Sharpton	0.55%		0	1	0	0	0	0	0		0	1	1	0	1	4	0	0	
21	Lyndon H. LaRouche, Jr.	0.55%		1	0	0	0	0	0	1		0	0	0	1	1	4	0	0	
22	Dem. President Write-Ins	1.09%		1	2	1	0	0	0	0		0	1	0	1	2	8	0	0	
23																				
24	LIBERTARIAN																			
25	Michael Badnarik	100.00%		1	0	0	0	0	0	0	0	0	0	0	0	0	1	0	0	
26	Gary Nolan	0.00%		0	0	0	0	0	0	0	0	0	0	0	0	0	0	0	0	
27	Lib. President Write-ins	0.00%		0	0	0	0	0	0	0	0	0	0	0	0	0	0	0	0	
28																				
29	NEBRASKA																			
30	Nebr. Pres. Write-Ins	100.00%	0	0	0	0	0	0	0	0	1	0	0	0	0	0	1	0	0	
31																				
32	GREEN																			
33	Steven R. Larrick	0.00%	0	0	0	0	0	0	0	0	0	0	0	0	0	0	0	0	0	
34	Green Presidential Write-Ins	0.00%	0	0	0	0	0	0	0	0	0	0	0	0	0	0	0	0	0	
35																				
36	CONGRESSIONAL TICKET																			
37	FOR U.S. HOUSE OF REPRESENTATIVES																			
38	District One																			
39	REPUBLICAN POLITICAL BALLOTS																			
40	Andrew J. Ringsmuth	1.18%		0	3	2	0	0	0	1		2	0	1	0	0	9	0	0	
41	Daniel Manning	3.40%		3	3	3	0	1	4	5		0	1	0	3	3	26	0	0	
42	Curt Bromm	29.71%		7	9	20	11	29	15	26	21	29	15	14	7	18	6	227	0	4
43	Jeff Fortenberry	25.26%		3	9	7	12	18	10	24	17	11	17	4	5	36	20	193	0	3
44	Greg Ruehle	34.55%		5	7	17	22	25	25	27	28	19	16	23	15	27	8	264	0	5
45	Bob Van Valkenburg	3.01%		0	1	4	2	0	1	5	2	2	2	0	4	0	23	0	0	
46	Greg Walburn	2.62%		2	0	0	0	0	0	4	4	1	1	2	5	1	20	0	2	
47	Rep. Congress Write Ins	0.26%		0	0	1	0	0	0	0		0	0	0	1	0	2	0	0	
48																				
49	DEMOCRAT POLITICAL BALLOTS																			
50	Phil Chase	8.65%		8	2	4	2	2	3	12	7	1	2	4	2	11	60	0	1	
51	Matt Connealy	57.49%		7	43	36	37	28	19	21	43	31	7	20	40	33	34	399	0	8
52	Janet Stewart	28.10%			22	27	18	7	10	11	10	19	6	5	20	18	22	195	0	1
53	Charlie Matulka	5.19%		3	5	1	3	3	3	1	9	1	0	0	2	3	36	0	0	
54	Dem. Congress Write Ins	0.58%		0	0	0	0	0	0	0	1	0	0	1	0	2	4	0	0	
55																				
56	LIBERTARIAN PARTY POLITICAL BALLOTS																			
57	Lib. Congress Write Ins	0.00%		0	0	0	0	0	0	0	0	0	0	0	0	0	0	0	0	
58																				
59	NEBRASKA PARTY POLITICAL BALLOTS																			
60	Nebr Congress Write Ins	0.00%		0	0	0	0	0	0	0	0	0	0	0	0	0	0	0	0	
61																				
62	GREEN PARTY POLITICAL BALLOTS																			
63	Green Congress Write Ins	0.00%		0	0	0	0	0	0	0	0	0	0	0	0	0	0	0	0	
64																				
65	FOR U.S. HOUSE OF REPRESENTATIVES																			
66	District One																			
67	NONPARTISAN REPUBLICAN BALLOTS																			
68	Andrew J. Ringsmuth	0.00%		0	0	0	0	0	0	0	0	0	0	0	0	0	0	0	0	
69	Daniel Manning	0.00%		0	0	0	0	0	0	0	0	0	0	0	0	0	0	0	0	
70	Curt Bromm	0.00%		0	0	0	0	0	0	0	0	0	0	0	0	0	0	0	0	
71	Jeff Fortenberry	0.00%		0	0	0	0	0	0	0	0	0	0	0	0	0	0	0	0	
72	Greg Ruehle	0.00%		0	0	0	0	0	0	0	0	0	0	0	0	0	0	0	0	
73	Bob Van Valkenburg	0.00%		0	0	0	0	0	0	0	0	0	0	0	0	0	0	0	0	
74	Greg Walburn	0.00%		0	0	0	0	0	0	0	0	0	0	0	0	0	0	0	0	
75	NP Rep Congress Write Ins	0.00%		0	0	0	0	0	0	0	0	0	0	0	0	0	0	0	0	
76																				

BLUE BORDER
 100% LINEN LEDGER

**PROVISIONAL BALLOTS ARE COUNTED WITHIN EACH INDIVIDUAL PRECINCT.
 THE NUMBERS IN THE PROVISIONAL ARE TO SHOW HOW MANY PROVISIONAL BALLOTS THERE WERE
 IN EACH PRECINCT**

Blue Border
100% LINEN LEDGER

	A	B	C	D	E	F	G	H	I	J	K	L	M	N	O	P	Q	R	S
			ABSENT	Ward 1	Ward 2	Ward 3	Ward 4A	Ward 4AA	Ward 4B	Cov. Island	Dakota City	Dakota Rural	Emerson	Hubbard	Omaha	St. Johns.	TOTAL VOTES	CANVASS	Provisional Ballots
77	OFFICE/CANDIDATE																		
78	FOR U.S. HOUSE OF REPRESENTATIVES																		
79	District One CONTINUED																		
80	NONPARTISAN DEMOCRATIC BALLOTS																		
81	Phil Chase	0.00%	0	0	0	0	0	0	0	0	0	0	0	0	0	0	0	0	0
82	Matt Connealy	100.00%	0	0	0	0	0	0	0	0	0	0	0	1	0	0	1	0	0
83	Janet Stewart	0.00%	0	0	0	0	0	0	0	0	0	0	0	0	0	0	0	0	0
84	Charlie Matulka	0.00%	0	0	0	0	0	0	0	0	0	0	0	0	0	0	0	0	0
85	NP Dem Congress Write Ins	0.00%	0	0	0	0	0	0	0	0	0	0	0	0	0	0	0	0	0
86																			
87	NONPARTISAN LIBERTARIAN PARTY BALLOTS																		
88	NP Lib Congress WI	0.00%	0	0	0	0	0	0	0	0	0	0	0	0	0	0	0	0	0
89																			
90	NONPARTISAN NEBRASKA PARTY BALLOTS																		
91	NP. Nebr Congress WI	0.00%	0	0	0	0	0	0	0	0	0	0	0	0	0	0	0	0	0
92																			
93	NONPARTISAN GREEN PARTY BALLOTS																		
94	NP. Green Congress WI	0.00%	0	0	0	0	0	0	0	0	0	0	0	0	0	0	0	0	0
95																			
96	FOR U.S. HOUSE OF REPRESENTATIVES																		
97	District One																		
98	COMBINED REPUBLICAN VOTES AND NONPARTISAN REPUBLICAN VOTES																		
99	Andrew J. Ringsmuth	1.18%	0	0	3	2	0	0	0	1	0	2	0	1	0	0	9	0	0
100	Daniel Manning	3.40%	0	3	3	3	0	1	4	5	0	0	1	0	3	3	26	0	0
101	Curt Bromm	29.71%	7	9	20	11	29	15	26	21	29	15	14	7	18	6	227	0	4
102	Jeff Fortenberry	25.26%	3	9	7	12	18	10	24	17	11	17	4	5	36	20	193	0	3
103	Greg Ruehle	34.55%	5	7	17	22	25	25	27	28	19	16	23	15	27	8	264	0	5
104	Bob Van Valkenburg	3.01%	0	0	1	4	2	0	1	5	2	2	2	0	4	0	23	0	0
105	Greg Walburn	2.62%	0	2	0	0	0	0	0	4	4	1	1	2	5	1	20	0	2
106	Combined W-Ins	0.26%	0	0	0	1	0	0	0	0	0	0	0	0	1	0	2	0	0
107																			
108	COMBINED DEMOCRATIC VOTES AND NONPARTISAN DEMOCRATIC VOTES																		
109	Phil Chase	8.63%	0	8	2	4	2	2	3	12	7	1	2	4	2	11	60	0	1
110	Matt Connealy	57.55%	7	43	36	37	28	19	21	43	31	7	20	41	33	34	400	0	8
111	Janet Stewart	28.06%	0	22	27	18	7	10	11	10	19	6	5	20	18	22	195	0	1
112	Charlie Matulka	5.18%	3	5	1	3	3	3	1	9	1	0	0	2	2	3	36	0	0
113	Combined W-Ins	0.58%	0	0	0	0	0	0	0	0	1	0	0	1	0	2	4	0	0
114																			
115	COMBINED LIBERTARIAN VOTES AND NONPARTISAN LIBERTARIAN VOTES																		
116	Combined W-Ins	0.00%	0	0	0	0	0	0	0	0	0	0	0	0	0	0	0	0	0
117																			
118	COMBINED NEBRASKA PARTY VOTES AND NONPARTISAN NEBRASKA VOTES																		
119	Combined W-Ins	0.00%	0	0	0	0	0	0	0	0	0	0	0	0	0	0	0	0	0
120																			
121	COMBINED GREEN PARTY VOTES AND NONPARTISAN GREEN VOTES																		
122	Combined W-Ins	0.00	0	0	0	0	0	0	0	0	0	0	0	0	0	0	0	0	0
123																			
124	DELEGATES TO THE COUNTY CONVENTION																		
125	FIRST CONGRESSIONAL DISTRICT REPUBLICAN PARTY																		
126	Delegates Name/ Ward-Precinct									Delegates Name/ Ward-Precinct									
127	Jerry Bobier	Ward 1								Larry Morgan	Cov. Island								
128	Edward H. Matney III	Ward 3								Richard Stinger	Cov. Island								
129	Lyle Todd	Ward 3								Mary Jean Muilenburg	Cov. Island								
130	Zack Ahrens	Ward 3								Jean M. Krause	Dakota City								
131	Gordon Krogh	Ward 4A								David G. Krogh	Dakota City								
132	Jean Krogh	Ward 4A								Ronald R. Krause	Dakota City								
133	Rodney S. Krogh	Ward 4A								Julie A. Krogh	Dakota City								
134	Gary L. Johnson	Ward 4AA								Geraldine Tramp	Dakota Rural								
135	Susan Nelson-Johansen	Ward 4B								Fred Denker	Emerson								
136	Jonathan Johansen	Ward 4B								Patricia Hurley	ST Johns								
137	Marcia Stinger	Cov. Island								Francis E. Hurley	ST Johns								
138	All the above named delegates received Certificates of Delegates to the Co. Convention, as the Republican Party Certified																		
139	Delegates equal to the number of 10 percent that cast their vote for Republican in the last Presidential Election in 2000.																		
140																			
141	DELEGATES TO THE COUNTY CONVENTION																		
142	FIRST CONGRESSIONAL DISTRICT DEMOCRATIC PARTY																		
143	Delegates Name/ Ward-Precinct									Delegates Name/ Ward-Precinct									
144	Robert H. Giese	Ward 1								Ruth Gillaspie	Dakota City								
145	Donald E. Persinger	Ward 1								Shirley F. Hughes	Dakota City								
146	Bill Engel	Ward 3								Timothy Bahr	Dakota City								
147	Terrance D. Kleinberg	Ward 4B								Jackie Hartnett	Hubbard								
148	The Democratic Party Certified an unlimited number of delegates for each precinct so all the above were elected as delegates to the Democrat County Convention																		
149																			
150	LEFT BLANK INTENTIONALLY																		

	A	B	C	D	E	F	G	H	I	J	K	L	M	N	O	P	Q	R	S
			ABSENT	Ward 1	Ward 2	Ward 3	Ward 4A	Ward 4AA	Ward 4B	Cov. Island	Dakota City	Dakota Rural	Emerson	Hubbard	Omadi	St. Johns.	TOTAL VOTES	CANVASS	Fail Safe Ballots
151	OFFICE/CANDIDATE																		
152	FOR PUBLIC SERVICE COMMISSIONER DISTRICT FOUR																		
153	REPUBLICAN																		
154	Mary Delka	33.33%	2	11	13	22	13	18	25	21	17	8	10	11	21	17	209	0	1
155	Rod Johnson	66.35%	9	14	30	31	49	27	47	47	37	29	27	11	46	12	416	0	10
156	Rep Service Comm. WI	0.32%		0	0	0	0	0	0	0	1	0	0	0	1	0	2	0	0
157																			
158	DEMOCRAT																		
159	Dem Service Comm. W-Ins	#REF!	1	6	2	2	3	3	0	4	2	0	3	2	2	6	36	0	0
160																			
161	LIBERTARIAN																		
162	Lib Pub Ser. Comm. W-Ins	0.00%	0	0	0	0	0	0	0	0	0	0	0	0	0	0	0	0	0
163																			
164	NEBRASKA PARTY																		
165	Peter P. Rosberg	0.00%	0	0	0	0	0	0	0	0	0	0	0	0	0	0	0	0	0
166	NE Pub Ser Comm. W-Ins	0.00%	0	0	0	0	0	0	0	0	0	0	0	0	0	0	0	0	0
167																			
168	GREEN PARTY																		
169	G Pub. Ser. Comm. W-Ins	0.00%	0	0	0	0	0	0	0	0	0	0	0	0	0	0	0	0	0
170																			
171	FOR COUNTY COMMISSIONER																		
172	REPUBLICAN																		
173	Lyle Todd	33.08%	14	18	41	51	63	40	63	62	45	43	23	17	62	30	572	0	10
174	Fred Denker	35.57%	14	16	41	40	64	39	62	63	48	42	42	31	78	35	615	0	12
175	Kevin Rogers	29.61%	12	17	40	42	55	41	57	54	48	29	24	20	43	30	512	0	9
176	Rep Co Comm. Write Ins	1.74%	0	3	0	6	1	0	0	2	5	2	1	0	9	1	30	0	0
177																			
178	DEMOCRAT																		
179	Bill Engel	26.48%	5	61	49	36	30	23	38	63	35	6	15	34	50	62	507	0	8
180	Jackie Hartnett	27.05%	6	57	53	48	28	26	30	53	43	12	19	49	38	56	518	0	5
181	Marlan Millard	20.68%	5	45	24	33	21	16	19	42	31	11	16	57	31	45	396	0	5
182	Betty Barnes O'Neill	25.12%	10	58	45	42	30	14	33	58	45	10	14	27	47	48	481	0	5
183	Dem Co Comm. Write Ins	0.68%		0	1	4	0	0	2	0	1	0	0	2	2	1	13	0	0
184																			
185	LIBERTARIAN																		
186	Libertarian Commissioner (Write	0.00%	0	0	0	0	0	0	0	0	0	0	0	0	0	0	0	0	0
187																			
188	NEBRASKA																		
189	Nebraska Commissioner (Write In	0.00%	0	0	0	0	0	0	0	0	0	0	0	0	0	0	0	0	0
190																			
191	GREEN																		
192	Green Commissioner (Write Ins)	0.00%	0	0	0	0	0	0	0	0	0	0	0	0	0	0	0	0	0
193																			
194	NON-PARTISAN TICKET																		
195	FOR MEMBER OF THE LEGISLATURE																		
196	District Seventeen																		
197	L. Patrick Engel	55.05%	19	58	69	70	77	60	87	122	71	47	29	56	98	58	921	0	15
198	Dave Bloomfield	18.59%	2	14	23	22	18	8	24	19	17	11	34	32	37	50	311	0	5
199	Machelle Bowman Dass	26.24%	4	57	36	40	30	25	25	39	49	19	19	24	41	31	439	0	9
200	Legislature Write Ins	0.12%		0	0	0	0	0	0	0	1	0	0	0	1	0	2	0	0
201																			
202	FOR MEMBER OF BOARD OF GOVERNORS NORTHEAST COMMUNITY COLLEGE																		
203	District Three																		
204	Betty J. Curry	AUTOMATICALLY ADVANCED TO GENERAL PURSUANT TO SECTION 32-811 R.R.S. 1943 AS AMENDED																	
205																			
206	FOR MEMBER OF BOARD OF GOVERNORS NORTHEAST COMMUNITY COLLEGE																		
207	At Large																		
208	J. Paul McIntosh	AUTOMATICALLY ADVANCED TO GENERAL PURSUANT TO SECTION 32-811 R.R.S. 1943 AS AMENDED																	
209																			
210	FOR MEMBER OF THE STATE BOARD OF EDUCATION																		
211	District Three																		
212	Jim Scheer	22.13%	9	20	30	38	16	17	26	34	17	14	16	17	22	27	303	0	9
213	Jim Halferty	29.95%	6	33	34	31	28	20	41	46	27	20	22	22	33	47	410	0	5
214	Rodney V. Garwood	47.55%	8	56	44	47	56	42	40	77	72	30	30	40	70	39	651	0	10
215	State Bd of Ed. Write Ins	0.37%		1	0	0	1	0	0	0	1	0	1	1	0	0	5	0	0
216																			
217	FOR DIRECTOR LOWER ELKHORN NATURAL RESOURCES DISTRICT																		
218	Sub-District 5																		
219	Stanley G. Baier	46.67%		0	0	0	0	0	0	0	0	0	14	0	0	0	14	0	0
220	Warren D. Hanson	36.67%		0	0	0	0	0	0	0	0	0	11	0	0	0	11	0	0
221	Kurt Malchow	16.67%		0	0	0	0	0	0	0	0	0	5	0	0	0	5	0	0
222	LE NRD Write-Ins	0.00%		0	0	0	0	0	0	0	0	0	0	0	0	0	0	0	0
223																			
224	FOR DIRECTOR PAPIO-MISSOURI RIVER NATURAL RESOURCES DISTRICT																		
225	Sub-District 1																		
226	Richard P. Connealy	AUTOMATICALLY ADVANCED TO GENERAL PURSUANT TO SECTION 32-811 R.R.S. 1943 AS AMENDED																	
227																			
228	SOUTH SIOUX CITY COMMUNITY SCHOOL DISTRICT NO. 011																		
229	FOR MEMBER OF BOARD OF EDUCATION																		
230	Jane Rapp	AUTOMATICALLY ADVANCED TO GENERAL PURSUANT TO SECTION 32-811 R.R.S. 1943 AS AMENDED																	
231	Tom Gesell	AUTOMATICALLY ADVANCED TO GENERAL PURSUANT TO SECTION 32-811 R.R.S. 1943 AS AMENDED																	
232	Rich Robinette	AUTOMATICALLY ADVANCED TO GENERAL PURSUANT TO SECTION 32-811 R.R.S. 1943 AS AMENDED																	
233	Pat Slaughter	AUTOMATICALLY ADVANCED TO GENERAL PURSUANT TO SECTION 32-811 R.R.S. 1943 AS AMENDED																	

Thurston County Clerk

Tammy Moore, County Clerk

P.O. Box 159

Pender, Nebraska 68047

Phone: 402-385-2343

November 13, 2008


Ted Piepho
Dakota County Clerk
PO Box 39
Dakota City, NE. 68731

State of Nebraska)
County of Thurston) ss

I, the undersigned County Clerk of Thurston County, Nebraska, do hereby certify that the following are the results of the recount conducted on November 12, 2008, for Homer School District #31R:

Homer School District 31R	Eric Georgesen	2
	Brian McFarlane	0
	Scott Skow	2
	Linda Calvillo	0
	Randy W. Tremayne	2
	Travis Bodlak	3
	Troy Launsby	3
	Gaylene Kunzie	0

Witness my hand and official seal this 13th day of November, 2008


Tammy Moore, Thurston County Clerk



RECEIVED
5-21-04

Thurston County Clerk

Tammy Moore, County Clerk
P.O. Box G
Pender, Nebraska 68047
Phone: 402-385-2343

Page 465

Ted Piepho
Dakota County Clerk
PO Box 39
Dakota City, NE.


State of Nebraska)
County of Thurston) ss

I, the undersigned County Clerk of Thurston County, Nebraska, do hereby certify that the following is a true and complete abstract of the votes cast at the Thurston County 2004 Primary Election for the following race:

Homer School District #31R


Scott Skow	0
Kyle Krumwiede	0
Nancy Kirkholm	0
Troy Launsby	2
Tim Murphy	1
Janet Gill	2
Lowell L.R. Beerman	2

Witness my hand and official seal this 20th day of May 2004.


Tammy Moore, Thurston County Clerk



Blue Border
100% LINEN LEDGER

	A	B	C	D	E	F	G	H	I	J	K	L	M	N	O	P	Q	R	S	
233	OFFICE/CANDIDATE		ABSENT				Thurston Co.			Cov. Island		Dakota Rural	Emerson	Hubbard	Omadi	St. Johns	TOTAL VOTE	CANVASS	Provisional Ballots	
234	HOMER COMMUNITY SCHOOL DISTRICT NO 31R																			
235	FOR MEMBER OF BOARD OF EDUCATION																			
236	Scott Skow	10.32%					0			7		10		5	49		71	0	1	
237	Kyle Krumwiede	10.76%					0			6		12		1	55		74	0	0	
238	Nancy Kirkholm	19.77%	1				0			6		30		2	97		136	0	0	
239	Troy Launsby	16.72%	1				2			4		14		0	94		115	0	1	
240	Tim Murphy	10.76%					1			2		13		0	58		74	0	0	
241	Janet Gill	22.09%	1				2			7		24		2	116		152	0	0	
242	Lowell L. R. Beermann	9.59%					2			4		14		0	46		66	0	1	
243	Homer School Bd W-Ins	0.00%					0			0		0		0	0		0	0	0	
244																				
245	MUNICIPAL TICKET																			
246	CITY OF DAKOTA CITY																			
247	FOR MAYOR																			
248	Charmaine Cantrell	AUTOMATICALLY ADVANCED TO GENERAL PURSUANT TO SECTION 32-811 R.R.S. 1943 AS AMENDED																		
249	FOR COUNCIL MEMBER																			
250	Linda J. Schovanec	AUTOMATICALLY ADVANCED TO GENERAL PURSUANT TO SECTION 32-811 R.R.S. 1943 AS AMENDED																		
251	Chuck Carson	AUTOMATICALLY ADVANCED TO GENERAL PURSUANT TO SECTION 32-811 R.R.S. 1943 AS AMENDED																		
252	Richard A. Criss	AUTOMATICALLY ADVANCED TO GENERAL PURSUANT TO SECTION 32-811 R.R.S. 1943 AS AMENDED																		
253																				
254	CITY OF SOUTH SIOUX CITY																			
255	FOR COUNCIL MEMBER																			
256	Merrill G. Hale	AUTOMATICALLY ADVANCED TO GENERAL PURSUANT TO SECTION 32-811 R.R.S. 1943 AS AMENDED																		
257	Bob J. Giese	AUTOMATICALLY ADVANCED TO GENERAL PURSUANT TO SECTION 32-811 R.R.S. 1943 AS AMENDED																		
258	Al Bengtson	AUTOMATICALLY ADVANCED TO GENERAL PURSUANT TO SECTION 32-811 R.R.S. 1943 AS AMENDED																		
259	Jason Bowman	AUTOMATICALLY ADVANCED TO GENERAL PURSUANT TO SECTION 32-811 R.R.S. 1943 AS AMENDED																		
260	Bill Abbe	AUTOMATICALLY ADVANCED TO GENERAL PURSUANT TO SECTION 32-811 R.R.S. 1943 AS AMENDED																		
261																				
262	OFFICE/CANDIDATE		ABSENT	Ward 1			Thurston Co					Dakota Rural	Emerson	Hubbard	Omadi	St. Johns	TOTAL VOTE	CANVASS	Provisional Ballots	
263	EMERSON-HUBBARD COMMUNITY SCHOOL DISTRICT 561																			
264	FOR MEMBER OF BOARD OF EDUCATION																			
265	Carla Boeshart	AUTOMATICALLY ADVANCED TO GENERAL PURSUANT TO SECTION 32-811 R.R.S. 1943 AS AMENDED																		
266	Debra A. Henderson	AUTOMATICALLY ADVANCED TO GENERAL PURSUANT TO SECTION 32-811 R.R.S. 1943 AS AMENDED																		
267	Dennis W. Victor	AUTOMATICALLY ADVANCED TO GENERAL PURSUANT TO SECTION 32-811 R.R.S. 1943 AS AMENDED																		
268																				
269	PONCA COMMUNITY SCHOOL DISTRICT 001																			
270	FOR MEMBER OF BOARD OF EDUCATION																			
271	Doug Rickett	AUTOMATICALLY ADVANCED TO GENERAL PURSUANT TO SECTION 32-811 R.R.S. 1943 AS AMENDED																		
272	Philip Kramper	AUTOMATICALLY ADVANCED TO GENERAL PURSUANT TO SECTION 32-811 R.R.S. 1943 AS AMENDED																		
273	Doug Rickett	AUTOMATICALLY ADVANCED TO GENERAL PURSUANT TO SECTION 32-811 R.R.S. 1943 AS AMENDED																		
274	Don O. Mohr III	AUTOMATICALLY ADVANCED TO GENERAL PURSUANT TO SECTION 32-811 R.R.S. 1943 AS AMENDED																		
275	Kenneth Pavlushik	AUTOMATICALLY ADVANCED TO GENERAL PURSUANT TO SECTION 32-811 R.R.S. 1943 AS AMENDED																		
276																				
277	ALLEN COMMUNITY SCHOOL DISTRICT 070																			
278	FOR MEMBER OF BOARD OF EDUCATION																			
279	Kevin Connot	AUTOMATICALLY ADVANCED TO GENERAL PURSUANT TO SECTION 32-811 R.R.S. 1943 AS AMENDED																		
280	Deborah L. Hingst	AUTOMATICALLY ADVANCED TO GENERAL PURSUANT TO SECTION 32-811 R.R.S. 1943 AS AMENDED																		
281	Keith Woodward	AUTOMATICALLY ADVANCED TO GENERAL PURSUANT TO SECTION 32-811 R.R.S. 1943 AS AMENDED																		
282	Patricia Flores	AUTOMATICALLY ADVANCED TO GENERAL PURSUANT TO SECTION 32-811 R.R.S. 1943 AS AMENDED																		
283																				
284	ELECTION DEMOGRAPHICS																			
285			Ward 1	Ward 2	Ward 3	Ward 4A	Ward 4AA	Ward 4B	Cov. Island	Dakota City	Dakota Rural	Emerson	Hubbard	Omadi	St. Johns	Totals				
286	Registered Republicans		215	390	304	329	267	437	395	332	190	166	100	373	155	3653				
287	Registered Democrats		410	533	471	328	164	357	425	377	130	104	178	235	257	3969				
288	Registered Libertarians		5	5	3	3	1	2	5	1	0	2	0	2	0	29				
289	Registered Nebraska Party		6	10	7	4	1	2	2	3	0	3	2	3	0	43				
290	Registered Nonpartisan		126	260	175	138	64	157	215	158	68	38	37	120	94	1650				
291	TOTAL REGISTERED		762	1198	960	802	497	955	1042	871	388	313	317	733	506	9344				
292	ELECTION STATISTICS																			
293	Democrats Actual Voted		11	89	73	69	45	37	48	85	65	15	28	76	65	89	795		11	
294	Republicans Actual Voted		16	30	58	59	76	53	87	84	71	57	53	36	117	43	840		16	
295	Libertarians Actual Voted		0	1	0	0	0	0	0	0	0	0	0	0	0	1				
296	Nebraska Party Actual Voted		0	0	0	0	0	0	0	1	0	0	0	0	0	1				
297	Non-Partisan Actual Voted		0	9	0	6	5	4	3	12	4	7	5	5	13	7	80		3	
298	Total Voted		27	129	131	134	126	94	138	181	141	79	86	117	195	139	1717			
299	THE FIGURE IN THE PROVISIONAL BALLOT COLUMN SHOULD NOT BE INCLUDED																			
300	IN THE TOTAL VOTES COLUMN BECAUSE THEY WERE INCLUDED IN THE PRECINCT ITSELF.																			
301	% Democratic vote by precinct / overall		22%	14%	15%	14%	23%	13%	20%	17%	12%	27%	43%	28%	35%	20%				
302	% Republican vote by precinct / overall		14%	15%	19%	23%	20%	20%	21%	21%	30%	32%	36%	31%	28%	23%				
303	% Non-Partisan vote by precinct / overall		7%	0%	3%	4%	0%	2%	6%	3%	10%	13%	14%	11%	7%	5%				
304	END OF REPORTING FOR May 11, 2004 Primary Election																			
305																				
306	Shirley Sides	Ruth Gilliapie																	Theodore A. Piepho, County Clerk	

Abstract of Votes Cast at an Special Jail Election Held in Dakota County, Nebraska, On the 10th day of August, 2004, as canvassed by Theodore A. Piepho, County Clerk of said County, assisted by Mary Wolf, and Shirley Sides, disinterested freeholders of said County, chosen by the County Clerk to canvass said Special Election held on the 10th day of August, 2004. Canvassed at Dakota City, in said County, on the 12th day of August, 2004 A.D.

**SPECIAL MUNICIPAL
BOND ELECTION
CITY OF
SOUTH SIOUX CITY, NEBRASKA
AUGUST 10, 2004**

"Shall the City of South Sioux City, Nebraska, impose an additional sales and use tax of one-half of one percent (0.5%), upon the same transactions within such municipality on which the State of Nebraska is authorized to impose a tax, for the following purposes:

- 88% of the collections in each year to be applied to paying the principal and interest of bonds for the construction costs of a new Dakota County Jail/Correctional Facility.
- 12% of the collections in each year to be applied to paying the costs of capital improvements and equipment for the City/County Law Enforcement Center, including but not limited to interoperable communication equipment, with such collections being applied for such purposes, including current expenditures and retirement of lease-purchase or other indebtedness for funding of contributions by the City under an interlocal cooperation agreement to the County by the City for payment of the County's bonds (including any bonds issued to refund the same);

Such additional sales and use tax shall remain in effect for a period of ten years from the time of its first going into effect or for such shorter period as shall be required to result in amounts collected sufficient to retire the bonds issued for the construction of the Dakota County Jail/ Correctional Facility?"

(If a majority of the votes cast upon such question shall be in favor of such tax, then the governing body of the City of South Sioux City shall be empowered as provided by Section 77-27,142 Reissue Revised Statutes of Nebraska, 2003, as amended, and shall forthwith proceed to impose a tax pursuant to the Local Option Revenue Act. If a majority of those voting on the question shall be opposed to such tax, then the governing body of the City of South Sioux City shall not impose such tax).

977 VOTED FOR this proposition

130 VOTED AGAINST this proposition

**SPECIAL COUNTY ELECTION
COUNTY OF DAKOTA,
NEBRASKA
AUGUST 10, 2004**

"Shall The County of Dakota, in the State of Nebraska, impose a sales and use tax of one-half of one percent (0.5%), upon the same transactions within such county other than in municipalities which impose a local option sales tax on which the State of Nebraska is authorized to impose a tax, for the following public safety service purposes:

- 88% of the collections in each year to be applied to paying the principal and interest of bonds for the construction costs of a new Dakota County Jail/Correctional Facility.
- 12% of the collections in each year to be applied to paying the costs of capital improvements and equipment for the City/County Law Enforcement Center, including but not limited to interoperable communication equipment, with such collections being applied to either current expenditures for such purposes or to the retirement of lease-purchase of other indebtedness incurred for such purpose;

Such sales and use tax shall remain in effect for a period of ten years from the time of its first going into effect or for such shorter period as shall be required to result in amounts collected sufficient to retire the bonds (including any bonds issued to refund the same) issued for the construction of the Dakota County Jail/ Correctional Facility; and

(If a majority of the votes cast upon such question shall be in favor of such tax, then the governing body of The County of Dakota shall be empowered as provided by Section 13-319, R.S. Supp. 2003 and Section 77-27,142 Reissue Revised Statutes of Nebraska, 2003, as amended, and shall forthwith proceed to impose a tax pursuant to the Local Option Revenue Act. If a majority of those voting on the question shall be opposed to such tax, then the governing body of The County of Dakota shall not impose such tax).

997 VOTED FOR this proposition

236 VOTED AGAINST this proposition

I FURTHER CERTIFY THAT THE FOLLOWING QUESTION WAS PRESENTED TO ALL VOTERS WITHIN DAKOTA COUNTY INSIDE AND OUTSIDE THE INCORPORATED LIMITS OF THE CITY OF SOUTH SIOUX CITY, DAKOTA COUNTY, NEBRASKA

**SPECIAL ELECTION
COUNTY OF DAKOTA,
NEBRASKA
AUGUST 10, 2004**

"Shall The County of Dakota, in the State of Nebraska, issue the negotiable bonds of the County in the principal amount not to exceed Seven Million Twenty-five Thousand Dollars (\$7,025,000) for the purpose of providing for a Jail/Correctional Facility and equipping and furnishing such facility; said bonds to be issued from time to time, bear interest at such rate or rates and become due at such time or times, as may be fixed by the Board of Commissioners of the County;

The tax to be imposed by this proposition, together with amounts to be provided by the City of South Sioux City under an authorization for an additional one-half of one percent (0.5%) sales tax as submitted at separate proposition at this same election held August 10, 2004 to the voters of the City of South Sioux City, Nebraska and the voters in the area of The County of Dakota outside the limits of the City of South Sioux City, shall be the tax levied to meet the liability incurred by the County on such bonds as adopted by this proposition."

1,937 VOTED FOR this proposition

389 VOTED AGAINST this proposition

I FURTHER CERTIFY the summary of votes cast in favor of and against each proposition as follows:

977 votes cast **FOR** the S. Sioux City Jail Facility Sales/Use Tax
130 votes cast **AGAINST** the S. Sioux City Jail Facility Sales/Use Tax

997 votes cast **FOR** the Dakota County Jail Facility Sales/Use Tax
236 votes cast **AGAINST** the Dakota County Jail Facility Sales/Use Tax

1,937 votes cast **FOR** Dakota County Jail Facility Bond Issue
389 votes cast **AGAINST** the Dakota County Jail Facility Bond Issue

Mary Wolf
Shirley Sides

County Clerk

Theodore A. Piepho

Theodore A. Piepho, Dakota County Clerk

SEAL



Blue Border
100% LINEN LEDGER

Abstract of Votes Cast at a General Election Held in Dakota County, Nebraska,

On the 4th day of November, 2004, as canvassed by Theodore A. Piepho, County Clerk of said County, assisted by Mary Wolf, Shirley Sides, Judy Curry and DelRae Beermann, disinterested freeholders of said County, chosen by the County Clerk to canvass said election, which was held on the 2nd day of November, 2004.

Done at Dakota City, in said County, on the 4th day of November A.D. 2004.

**DAKOTA COUNTY, NEBRASKA
GENERAL ELECTION NOVEMBER 2, 2004**

OFFICE/CANDIDATE		ABSENT	Ward 1	Ward 2	Ward 3	Ward 4A	Ward 4AA	Ward 4B	Cov. Island	Dakota City	Dakota Rural	Emerson	Hubbard	Omadi	St. Johns.	Sub-Total	CANVASS/ABSENTEE	Provisional Ballots	Total Votes
PRESIDENTIAL TICKET																			
FOR PRESIDENT OF UNITED STATES																			
Bush/Cheney	53.3%	R	187	330	305	280	271	420	410	251	186	180	110	324	192	3446	6	74	3526
Kerry/Edwards	45.8%	E	295	356	351	236	130	260	297	312	105	65	141	198	189	2935	9	83	3027
Badnarik/Campagna	0.1%	P	0	1	0	2	0	0	0	1	0	1	0	2	1	8	0	1	9
Peroutka/Baldwin	0.2%	O	1	1	2	0	3	0	0	0	1	1	0	2	0	11	0	1	12
Cobb/LaMarche	0.1%	R	0	1	2	0	0	1	0	0	0	0	0	0	1	5	0	0	5
Calero/Hawkins	0.0%	T	0	0	0	0	0	0	0	0	0	0	0	0	0	0	0	0	0
Nader/Camejo	0.5%	E	3	2	5	0	1	2	3	1	1	1	1	4	5	29	0	2	31
Write-In Provision	0.2%	D	1	0	0	1	0	0	0	0	0	0	0	1	2	5	0	0	5
CONGRESSIONAL TICKET																			
FOR U.S. HOUSE OF REPRESENTATIVES																			
District One																			
Jeff Fortenberry	52.4%		185	326	290	260	250	393	414	252	186	148	110	313	193	3320	6	70	3396
Matt Connealy	46.1%	I	283	346	351	240	145	257	280	292	101	89	138	194	180	2896	9	81	2986
Steven R. Larrick	1.4%	N	9	10	8	9	2	10	10	11	1	3	0	9	6	88	0	4	92
Write-In Provision	0.1%		1	1	2	0	0	1	1	0	0	0	0	0	0	6	0	0	6
STATE TICKET																			
FOR PUBLIC SERVICE COMMISSIONER																			
District Four																			
Rod Johnson	52.9%		174	287	248	249	230	335	329	235	159	130	84	255	147	2862	6	59	2927
Peter P. Rosberg	46.9%		245	314	317	186	101	250	286	251	83	64	107	150	160	2514	5	78	2597
Write-In Provision	0.2%		1	1	2	1	1	0	2	0	0	0	1	1	1	11	0	0	11
COUNTY TICKET																			
FOR COUNTY COMMISSIONER																			
Lyle Todd	15.0%	P	134	233	248	226	183	329	279	171	136	82	67	203	124	2415	6	54	2475
Fred Denker	16.4%	R	142	208	190	195	185	263	291	239	160	193	168	272	165	2671	5	41	2717
Kevin Rogers	12.2%	E	122	205	178	159	155	223	252	168	98	81	52	157	121	1971	6	42	2019
Bill Engel	20.9%	C	320	393	392	279	169	342	378	300	139	76	111	245	206	3350	7	95	3452
Jackie Hartnett	17.9%	I	234	328	358	255	169	289	279	256	141	102	126	186	169	2892	6	69	2967
Betty Barnes O'Neill	17.3%	N	257	320	337	249	146	281	306	282	104	60	92	196	170	2800	6	55	2861
Write-In Provision	0.4%	CT	2	12	5	6	0	2	5	7	1	3	7	5	7	62	0	0	62
Shall the Office of Register of Deeds and the Office of County Clerk be consolidated into one office according to the resolution adopted by the County Board of Dakota County on September 13, 2004?																			
YES	66.4%		277	432	422	320	284	443	462	338	191	168	144	320	224	4025	7	104	4136
NO	33.6%		186	213	208	163	95	195	223	207	86	63	85	182	143	2049	4	43	2096
NON-PARTISAN TICKET																			
FOR SUPREME COURT JUDGE																			
District Three																			
Shall Judge John M. Gerrard be retained in office?																			
YES	76.3%		310	462	434	332	249	457	456	370	155	136	131	272	206	3970	6	97	4073
NO	23.7%		101	106	130	76	66	106	145	103	69	51	57	123	90	1223	3	36	1262
FOR JUDGE OF THE NEBRASKA WORKERS' COMPENSATION COURT																			
Shall Judge Michael P. Cavel be retained in office?																			
YES	77.5%		318	466	448	322	250	455	461	365	157	141	125	277	216	4001	6	106	4113
NO	22.5%		98	99	113	80	60	106	133	107	67	47	56	114	85	1165	2	29	1196
FOR JUDGE OF THE NEBRASKA WORKERS' COMPENSATION COURT																			
Shall Judge James R. Coe be retained in office?																			
YES	77.5%		310	464	454	318	249	458	452	361	166	133	123	266	207	3961	4	106	4071
NO	22.5%		102	103	104	81	59	101	138	105	55	47	53	112	91	1151	4	29	1184
FOR JUDGE OF THE NEBRASKA WORKERS' COMPENSATION COURT																			
Shall Judge Ronald Brown be retained in office?																			
YES	77.8%		301	466	466	334	246	456	459	350	160	132	121	263	209	3963	5	98	4066
NO	22.2%		100	95	92	71	61	102	133	111	58	48	55	111	84	1121	3	33	1157
FOR JUDGE OF THE NEBRASKA WORKERS' COMPENSATION COURT																			
Shall Judge John R. Hoffert be retained in office?																			
YES	76.4%		297	454	433	320	242	442	441	350	159	129	119	256	197	3839	4	101	3944
NO	23.6%		105	100	115	73	56	113	140	110	60	45	55	115	92	1179	4	34	1217
FOR JUDGE OF THE COUNTY COURT																			
District Six																			
Shall Judge Kurt T. Rager be retained in office?																			
YES	77.8%		328	502	478	390	299	507	531	411	202	149	160	320	240	4517	6	104	4627
NO	22.2%		111	118	130	84	73	110	132	108	56	55	58	141	95	1271	4	42	1317
FOR JUDGE OF THE COUNTY COURT																			
District Six																			
Shall Judge Daniel J. Beckwith be retained in office?																			
YES	77.1%		309	471	431	325	250	462	460	372	165	128	121	268	208	3970	3	100	4073
NO	22.9%		99	94	123	78	58	106	140	102	59	50	58	116	88	1171	5	33	1209
FOR MEMBER OF THE LEGISLATURE																			
District Seventeen																			
L. Patrick Engel	62.6%		292	421	403	323	247	423	454	305	177	93	145	268	188	3739	9	94	3842
Dave Bloomfield	37.2%		161	214	223	154	126	199	220	227	98	139	93	198	174	2226	5	52	2283
Write-In Provision	0.2%		0	1	2	0	0	2	1	0	1	0	0	1	2	10	0	0	10

Blue Border
 100% LINEN LEDGER

DAKOTA COUNTY, NEBRASKA
GENERAL ELECTION NOVEMBER 2, 2004

OFFICE/CANDIDATE		ABSENT	Ward 1	Ward 2	Ward 3	Ward 4A	Ward 4AA	Ward 4B	Cov. Island	Dakota City	Dakota Rural	Emerson	Hubbard	Omadi	St. Johns.	Sub-Total	CANVASS/ABSENTEE	Provisional Ballots	Total Votes
FOR MEMBER OF THE STATE BOARD OF EDUCATION																			
District Three																			
Jim Scheer	50.2%		189	248	253	197	148	253	303	227	110	85	90	201	129	2433	2	49	2484
Jim Halferty	49.4%		203	292	259	184	125	259	269	206	97	85	80	152	144	2355	3	83	2441
Write-In Provision	0.4%		2	2	4	2	1	0	1	5	0	2	0	0	2	21	0	0	21
FOR MEMBER OF BOARD OF GOVERNORS NORTHEAST COMMUNITY COLLEGE																			
District Three																			
Betty J. Curry	95.7%		382	539	522	372	256	499	553	427	195	161	168	357	248	4679	7	125	4811
Van Phillips			4	11	15	20	21	23	5	14	13	3	3	4	18	154	0	0	154
Write-In Provision	1.3%		1	3	2	4	10	11	4	8	2	3	5	1	8	62	0	1	63
FOR MEMBER OF BOARD OF GOVERNORS NORTHEAST COMMUNITY COLLEGE																			
At Large																			
J. Paul McIntosh	98.9%		376	530	509	374	267	508	549	426	203	158	169	355	265	4689	7	123	4819
Write-In Provision	1.1%		2	4	8	9	9	4	3	5	0	0	2	2	3	51	0	2	53
FOR MEMER OF EDUCATIONAL SERVICE UNIT NO. 1																			
Dakota County Member																			
Stan Cople	100.0%		372	541	524	392	286	520	559	446	237	174	203	426	157	4837	9	122	4968
NO Write-In Provision	0.0%															0	0		0
FOR DIRECTOR PAPIO-MISSOURI RIVER NATURAL RESOURCES DISTRICT																			
Sub-District 1																			
Richard P. Connealy	100.0%		388	533	527	381	274	507	559	438	215	85	184	364	263	4718	6	127	4851
NO Write-In Provision	0.0%															0	0		0
FOR DIRECTOR LOWER ELKHORN NATURAL RESOURCES DISTRICT																			
Sub-District 5																			
Stanley G. Baier	57.0%											45				45	0	0	45
Kurt Malchow	43.0%											34				34	0	0	34
NO Write-In Provision	0.0%															0	0		0
FOR DIRECTOR NORTHEAST NEBRASKA PUBLIC POWER DISTRICT																			
Subdivision One (4 year term)																			
Sy Kneifl	60.9%							52				44			210	306	0	3	309
Dennis W. Victor	39.1%							27				68			100	195	0	3	198
NO Write-In Provision	0.0%															0	0		0
FOR DIRECTOR NORTHEAST NEBRASKA PUBLIC POWER DISTRICT																			
Subdivision One (6 year term)																			
Verlyn G. Roeber	34.3%							32				48			92	172	0	1	173
James B. Decker	36.7%							22				20			139	181	0	4	185
D. Jon Denker	29.0%							21				50			74	145	0	1	146
NO Write-In Provision	0.0%															0	0		0
FOR DIRECTOR NORTHEAST NEBRASKA PUBLIC POWER DISTRICT																			
Subdivision Two (6 year term)																			
Theodore (Ted) Piepho	64.9%									60		115	170			345	0	4	349
Alvin Sunderman	14.1%									10		48	18			76	0	0	76
Paul J. Bodlak	21.0%									15		46	48			109	0	4	113
NO Write-In Provision	0.0%															0	0		0
FOR DIRECTOR BURT COUNTY PUBLIC POWER DISTRICT																			
At Large																			
Fred L. Christensen	33.3%													0		0	1	0	1
Michael Williams	33.3%													0		0	1	0	1
Darrell G. Wagner	0.0%													0		0	0	0	0
Dwane K. Piere	33.3%													0		0	1	0	1
NO Write-In Provision	0.0%													0		0	0		0
CITY/VILLAGE TICKET																			
CITY OF SOUTH SIOUX CITY																			
FOR COUNCIL MEMBER																			
At Large																			
Merrill G. Hale	17.95%		215	343	319	275	231	387								1770	4	34	1808
Robert J. Giese	24.09%		324	483	459	353	296	437								2352	2	72	2426
Al Bengtson	19.93%		243	367	394	322	232	402								1960	4	43	2007
Jason Bowman	21.15%		324	419	413	300	217	399								2072	3	55	2130
Bill Abbe	16.32%		284	341	327	222	142	274								1590	2	52	1644
Write-In Provision	0.57%		4	15	16	5	6	10								56	0	1	57
CITY OF DAKOTA CITY																			
FOR MAYOR																			
Charmaine Cantrell	90.02%									421						421	3	9	433
Write-In Provision	9.98%									47						47	0	1	48
FOR COUNCIL MEMBER																			
Linda Schovanec	40.25%									382						382	2	6	390
Chuck Carson	39.73%									380						380	1	4	385
Richard A. Criss	19.92%									186						186	2	5	193
Write-In Provision	0.10%									1						1	0	0	1
VILLAGE OF HOMER																			
FOR VILLAGE BOARD OF TRUSTEES																			
Eva D. Cain	17.54%												115			115	0	5	120
Corbet L. Dorsey	23.68%												157			157	0	5	162
Joel Broekemeier	26.46%												177			177	0	4	181
Darrin Brand	31.14%												208			208	0	5	213
Write-In Provision	1.17%												7			7	0	1	8

DAKOTA COUNTY, NEBRASKA
GENERAL ELECTION NOVEMBER 2, 2004

OFFICE/CANDIDATE		ABSENT	Ward 1	Ward 2	Ward 3	Ward 4A	Ward 4AA	Ward 4B	Cov. Island	Dakota City	Dakota Rural	Emerson	Hubbard	Omadi	St. Johns.	Sub-Total	CANVASS/ABSENTEE	Provisional Ballots	Total Votes
VILLAGE OF HUBBARD																			
FOR VILLAGE BOARD OF TRUSTEES																			
Ronald G. Collins	13.83%												72			72	0	1	73
Donald Lee Fuchser	17.05%												89			89	0	1	90
Write-In Provision	1.33%												7			7	0	0	7
Shawn Jepsen(WI)													14			14	0	0	14
Rick Nelson(WI)													5			5	0	0	5
Douglas Eriksen(WI)													5			5	0	0	5
John Hayes(WI)													2			2	0	0	2
Fred Barg(WI)													2			2	0	0	2
VILLAGE OF EMERSON																			
FOR VILLAGE BOARD OF TRUSTEES																			
Kathy Pallas Ostrand	19.70%											65				65	0	0	65
Dennis Koopman	24.55%											81				81	0	0	81
Clark C. Huntley	17.88%											59				59	0	0	59
Andy Olson	20.30%											67				67	0	0	67
Dan Boeshart	16.97%											56				56	0	0	56
Write-In Provision	0.61%											2				2	0	0	2
VILLAGE OF JACKSON																			
FOR VILLAGE BOARD OF TRUSTEES																			
Dale M. Morrow	8.91%														23	23	0	0	23
Tom Lynch	28.29%														73	73	0	0	73
Jack Hartnett	30.62%														78	78	0	1	79
Joe Gill	31.40%														80	80	0	1	81
Write-In Provision	0.78%														2	2	0	0	2
SCHOOL TICKET																			
ALLEN COMMUNITY SCHOOL DISTRICT 070																			
FOR MEMBER OF BOARD OF EDUCATION																			
Kevin Connot	0.03%														4	4	0	0	4
Deborah L. Hingst	0.03%														5	5	0	0	5
Keith Woodward	0.01%														2	2	0	0	2
Patricia Flores	0.02%														3	3	0	0	3
Write-In Provision	0.00%														0	0	0	0	0
EMERSON-HUBBARD COMMUNITY SCHOOL DISTRICT 561																			
FOR MEMBER OF BOARD OF EDUCATION																			
						Dixon County		Thurston County											
Carla J. Boeshart	4.12%					168		112		4	164	153		4	605	0	2	607	
Debra A. Henderson	4.51%					192		125		3	185	152		5	662	0	2	664	
Dennis W. Victor	3.74%					153		100		3	161	130		3	550	0	1	551	
Write-In Provision	0.10%									0	13	1		0	14	0	0	14	
HOMER COMMUNITY SCHOOL DISTRICT NO. 31R																			
FOR MEMBER OF BOARD OF EDUCATION																			
								Thurston County											
Janet Gill								4	34	111		9	307		465	0	4	469	
Nancy Kirkholm								0	37	120		11	311		479	0	8	487	
Troy Launsby								3	16	54		6	286		365	1	9	375	
Kyle Krumwiede								1	32	89		9	162		293	0	7	300	
Tim Murphy								3	12	47		7	177		246	1	3	250	
Scott Skow								1	20	56		13	143		233	1	10	244	
Write-In Provision								0	0	0		1	6		7	0	0	7	
SOUTH SIOUX CITY COMMUNITY SCHOOL DISTRICT 011																			
FOR MEMBER OF BOARD OF EDUCATION																			
Jane Rapp	21.44%		219	356	304	273	162	312	303	271	41					2241	3	47	2291
Tom Gesell	22.49%		229	350	332	252	196	360	326	258	36					2339	5	59	2403
Rick Robinette	22.96%		249	360	344	261	208	316	314	283	50					2385	7	62	2454
Pat Slaughter	33.11%		356	470	502	370	299	529	410	418	77					3431	7	100	3538
Write-In Provision	0.76%		3	12	15	6	8	11	8	14	3					80	0	1	81
PONCA COMMUNITY SCHOOL DISTRICT 001																			
FOR MEMBER OF BOARD OF EDUCATION																			
Doug Rickett	19.24%												1		64	65	0	1	66
Philip Krampfer	28.57%												1		95	96	1	1	98
Don O. Mohr III	20.99%												0		72	72	0	0	72
Kenneth Pavlushik	16.62%												1		56	57	0	0	57
Write-In Provision													0		6	6	0	0	6
Michael D. Brannon (W)	12.83%												0		44	44	0	0	44
THE REST OF THIS PAGE LEFT BLANK INTENTIONALLY																			

Blue Border
100% LINEN LEDGER


DAKOTA COUNTY, NEBRASKA
GENERAL ELECTION NOVEMBER 2, 2004

OFFICE/CANDIDATE	ABSENT	Ward 1	Ward 2	Ward 3	Ward 4A	Ward 4AA	Ward 4B	Cov. Island	Dakota City	Dakota Rural	Emerson	Hubbard	Omadi	St. Johns.	Sub-Total	CANVASS/ABSENTEE	Provisional Ballots	Total Votes
PROPOSED AMENDMENT NO. 1																		
FOR	55.66%	245	336	314	269	205	341	353	305	149	115	107	275	203	3217	2	91	3310
AGAINST	44.34%	207	269	292	204	162	272	302	216	110	107	107	189	137	2574	8	55	2637
FOR	43.36%	196	303	278	200	149	256	259	215	114	58	76	182	138	2424	5	70	2499
AGAINST	56.64%	234	285	318	266	212	339	381	288	134	151	131	258	192	3189	5	70	3264
PROPOSED AMENDMENT NO. 3																		
FOR	48.80%	245	337	307	244	185	305	322	260	124	81	98	251	159	2918	8	91	3017
AGAINST	51.20%	218	288	324	244	202	330	360	273	141	155	127	236	203	3101	5	60	3166
PROPOSED AMENDMENT NO. 4																		
FOR	60.05%	272	383	382	285	217	338	414	307	155	127	143	292	199	3514	9	97	3620
AGAINST	39.95%	181	218	228	192	159	279	245	215	109	97	87	188	154	2352	4	52	2408
INITIATIVE MEASURE NUMBER 417																		
FOR	64.79%	342	446	397	328	240	386	451	351	176	132	160	313	236	3958	8	108	4074
AGAINST	100.00%	130	199	232	164	142	256	241	193	107	107	72	188	134	2165	4	45	2214
INITIATIVE MEASURE NUMBER 418																		
FOR	69.68%	354	459	435	340	255	418	490	387	186	136	162	323	246	4191	9	122	4322
AGAINST	30.32%	106	178	189	145	124	223	186	151	94	98	69	168	119	1850	3	28	1881
INITIATIVE MEASURE NUMBER 419																		
For	68.80%	332	459	426	334	252	412	483	371	185	138	167	339	244	4142	7	114	4263
Against	31.20%	124	175	204	154	125	220	200	164	97	94	63	159	113	1892	4	37	1933
INITIATIVE MEASURE NUMBER 420																		
For	65.29%	321	455	407	321	230	401	462	346	175	128	165	312	233	3956	8	110	4074
Against	34.71%	139	182	225	173	147	234	226	193	108	105	68	193	127	2120	3	43	2166
ELECTION DEMOGRAPHICS																		
Registered Republicans		218	442	327	350	280	448	419	352	201	169	98	380	172				
Registered Democrats		428	580	518	348	178	375	445	384	136	110	192	245	270				
Registered Nonpartisan		143	294	204	153	74	181	255	173	73	40	45	130	107				
Registered Libertarians		4	5	2	3	1	3	4	2	0	2	0	2	0				
Registered Reform		0	0	0	0	0	0	0	0	0	0	0	0	0				
Registered Nebraska		7	8	10	4	1	2	2	3	1	3	3	2	0				
Registered Green Party		0	0	0	0	0	0	0	0	0	0	0	0	0				
Registered Natural Law		0	0	0	0	0	0	0	0	0	0	0	0	0				
Other		0	2	0	0	0	0	0	0	0	0	0	1	0				
TOTAL REGISTERED		800	1331	1061	858	534	1009	1125	914	411	324	338	760	549	10014			0
ELECTION STATISTICS																		
Total Voted		770	521	735	701	541	422	710	744	589	306	253	262	557	399	6740	15	165
Percent Voted		65%	55%	66%	63%	79%	70%	66%	64%	74%	78%	78%	73%	73%	67%			

ALL ABSENTEE AND PROVISIONAL BALLOTS ARE DOCUMENTED WITHIN EACH PRECINCT

CONCLUDES 2004 GENERAL ELECTION ABSTRACT

CANVASSING BOARD:



Blue Border
 100% LINEN LEDGER

ELECTION COMMISSIONER
ORDER OF CHANGE
PRECINCT BOUNDARY

WHEREAS, it has come to the attention of the Election Commissioner that the NW 1/4, Section 11, T27N, Range 7E of the 6th P.M. lies in Omadi Precinct, and

WHEREAS, said quarter section is within the boundary of the Emerson-Hubbard School District No. 561, and

WHEREAS, this property is the only property that lies within the Emerson-Hubbard School District No. 561 in Omadi Precinct, and

WHEREAS, this causes another ballot split in Omadi Precinct, and

WHEREAS, there are only two families residing within said quarter section, and

WHEREAS, the families residing within said quarter section would rather be part of Hubbard Precinct, and

WHEREAS, the Election Commissioner would prefer to include said quarter section in Hubbard Precinct to prevent a ballot split caused by the School District affiliation,

WHEREAS, it is an off election year and the statutes give the Election Commissioner the authority to change precinct boundary,

AND FINALLY WHEREAS, that it is the opinion of the Election Commissioner that the right for a secret ballot maybe jeopardized if all members of the two families vote for the same School Board Members in any one election, or voters would have a good idea of who voted for what School Board Members in any one election.

BE IT THEREFORE THAT the boundary of Hubbard Precinct be changed to include the NW 1/4, Section 11, T27N, Range 7E of the 6th P.M.

AND FINALLY BE IT RESOLVED that the boundary of Omadi Precinct be changed to exclude the NW 1/4, Section 11, T27N, Range 7E of the 6th P.M.

IN WITNESS WHEREOF, I set my hand and affix the seal of my office this 6th day of June, 2005, at Dakota City, Nebraska



SEAL

Theodore A. Piepho, County Clerk and
Ex officio Election Commissioner.